
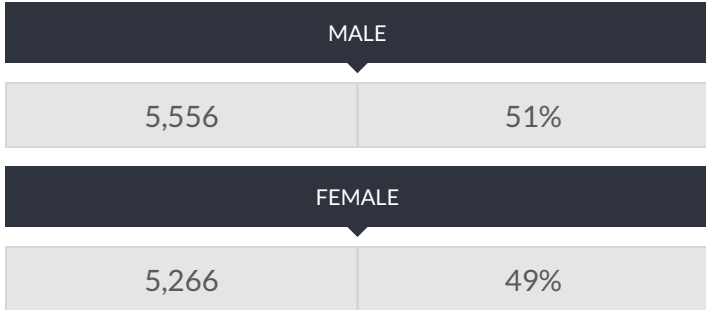


These enrollment data are collected as part of NYSED's Student Information Repository System (SIRS). These counts are as of "BEDS Day" which is typically the first Wednesday in October. Available are enrollment counts for public and charter school students by various demographics for the 2017 - 18 school year. For nonpublic school enrollment data please see the [Non-Public School Enrollment and Staff information](#) on our Information and Reporting Services webpage.

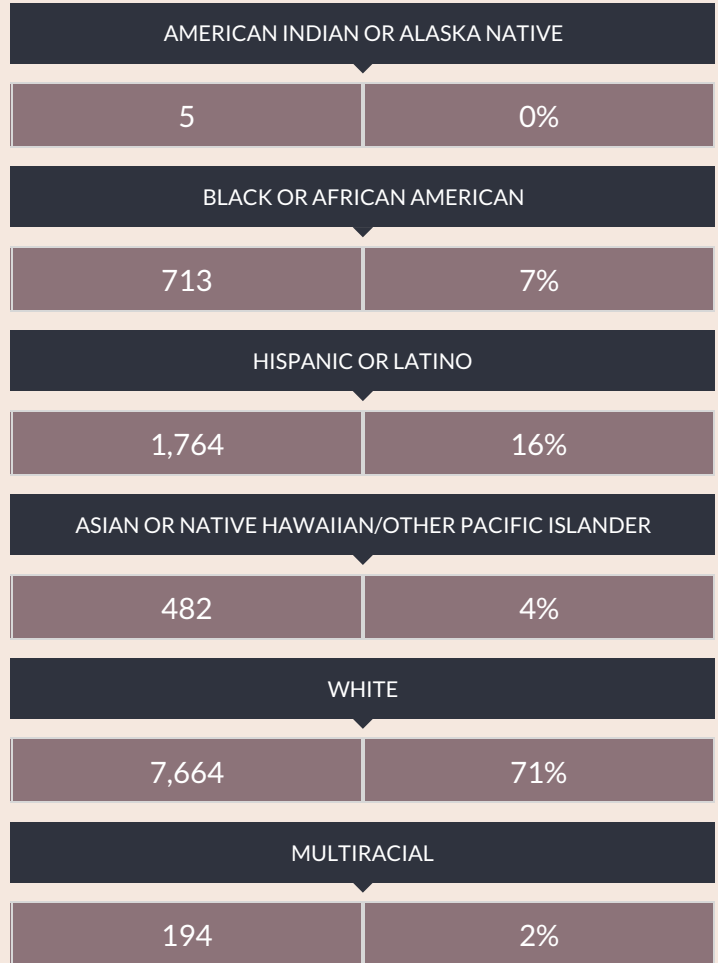
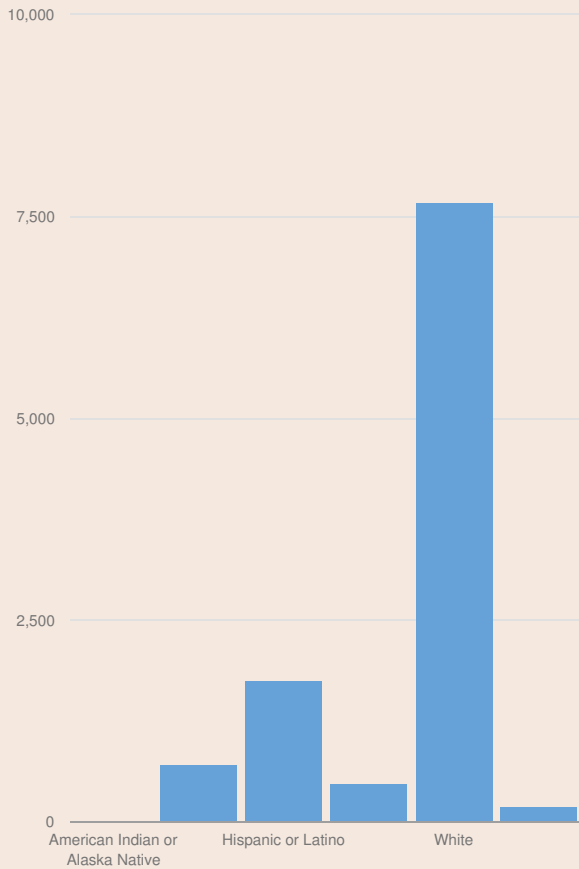
## WAPPINGERS CSD ENROLLMENT (2017 - 18)

K-12 Enrollment: 10,822

### ENROLLMENT BY GENDER



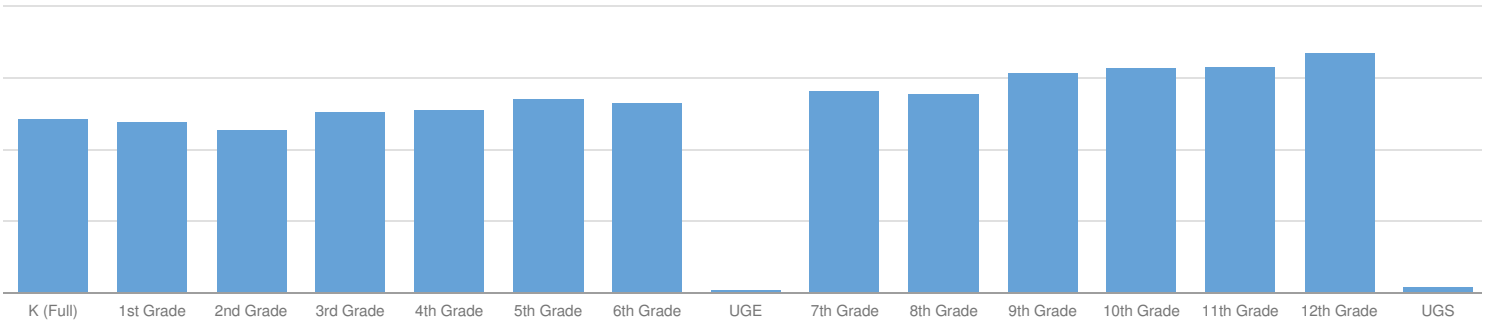
### ENROLLMENT BY ETHNICITY



## OTHER GROUPS

<b>ENGLISH LANGUAGE LEARNERS</b>		<b>STUDENTS WITH DISABILITIES</b>		<b>ECONOMICALLY DISADVANTAGED</b>	
159	1%	1,541	14%	3,070	28%
<b>MIGRANT</b>		<b>HOMELESS</b>		<b>FOSTER CARE</b>	
—	—	175	2%	15	0%
<b>PARENT IN ARMED FORCES</b>					
—	—				

## ENROLLMENT BY GRADE



<b>K (FULL DAY)</b>	<b>1ST GRADE</b>	<b>2ND GRADE</b>	<b>3RD GRADE</b>
729	719	686	761
7%	7%	6%	7%
<b>4TH GRADE</b>	<b>5TH GRADE</b>	<b>6TH GRADE</b>	<b>UNGRADED ELEMENTARY</b>
768	815	799	13
7%	8%	7%	0%
<b>7TH GRADE</b>	<b>8TH GRADE</b>	<b>9TH GRADE</b>	<b>10TH GRADE</b>
846	838	922	943
8%	8%	9%	9%
<b>11TH GRADE</b>	<b>12TH GRADE</b>	<b>UNGRADED SECONDARY</b>	
949	1,008	26	
9%	9%	0%	