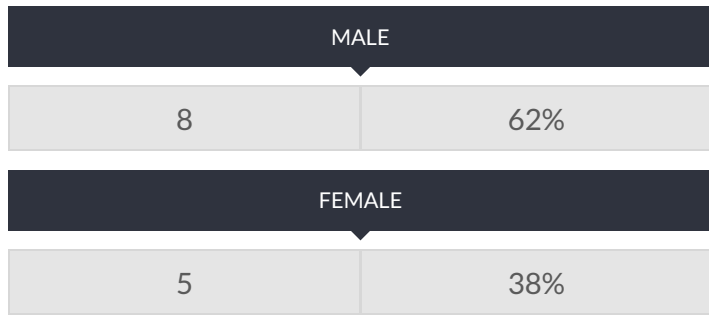
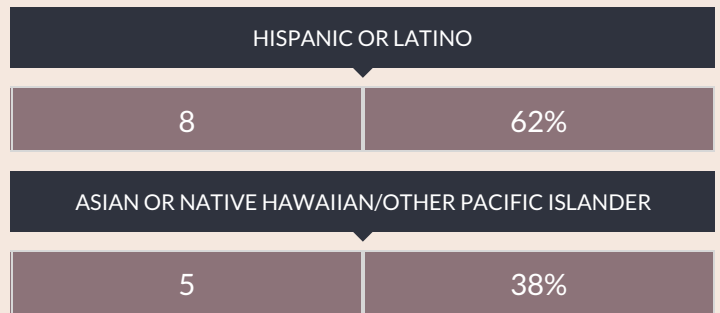


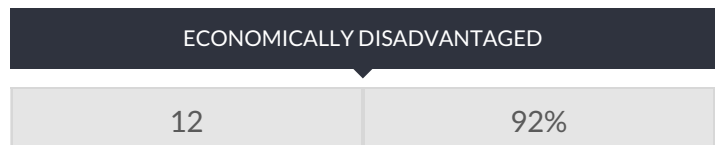
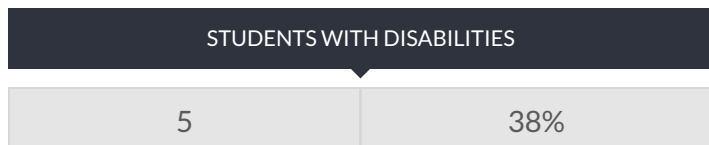
ENROLLMENT BY GENDER



ENROLLMENT BY ETHNICITY



OTHER GROUPS



ENROLLMENT BY GRADE

6TH GRADE

4	31%
---	-----

7TH GRADE

4	31%
---	-----

8TH GRADE

5	38%
---	-----

© COPYRIGHT NEW YORK STATE EDUCATION DEPARTMENT, ALL RIGHTS RESERVED.
THIS DOCUMENT WAS CREATED ON: NOVEMBER 12, 2019, 12:10 PM EST