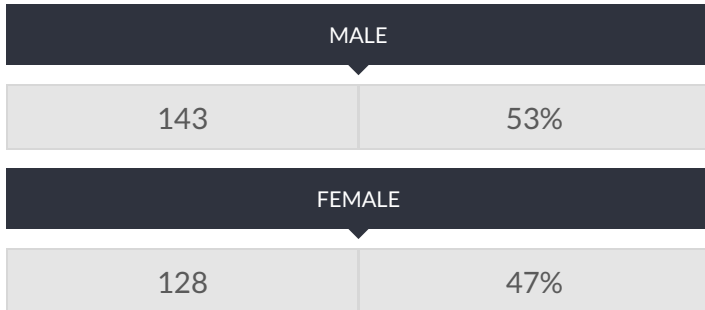


These enrollment data are collected as part of NYSED's Student Information Repository System (SIRS). These counts are as of "BEDS Day" which is typically the first Wednesday in October. Available are enrollment counts for public and charter school students by various demographics for the 2017 - 18 school year. For nonpublic school enrollment data please see the [Non-Public School Enrollment and Staff information](#) on our Information and Reporting Services webpage.

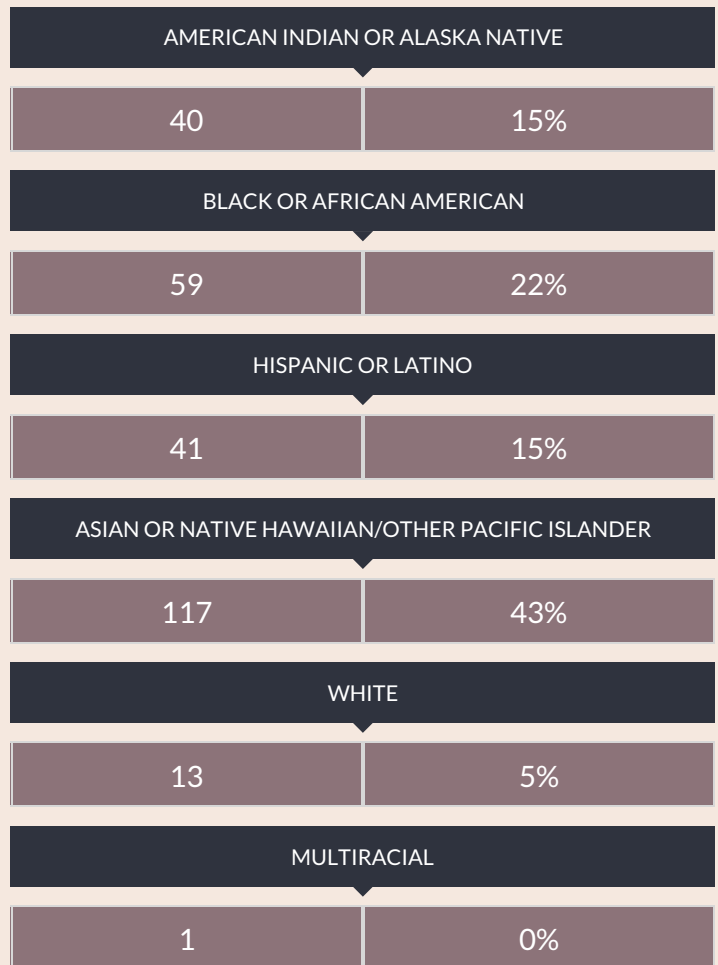
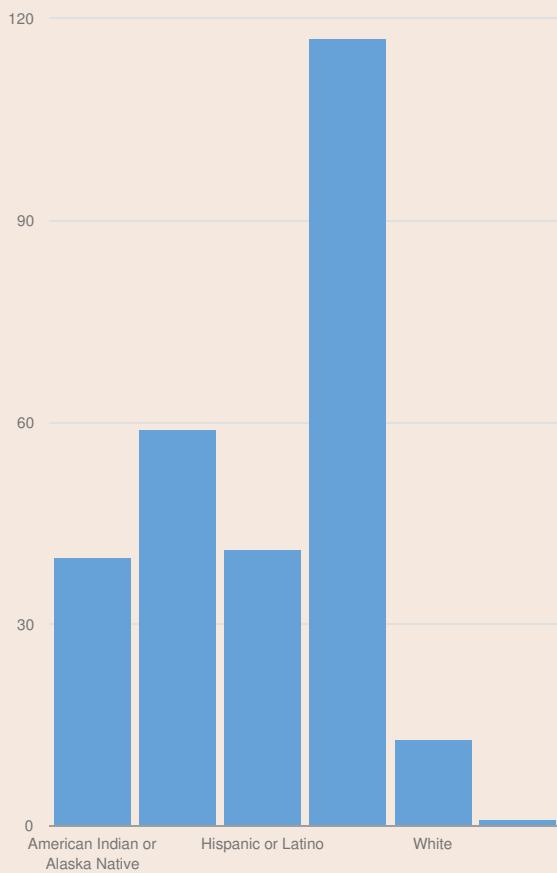
PS 96 ENROLLMENT (2017 - 18)

K-12 Enrollment: 271

ENROLLMENT BY GENDER



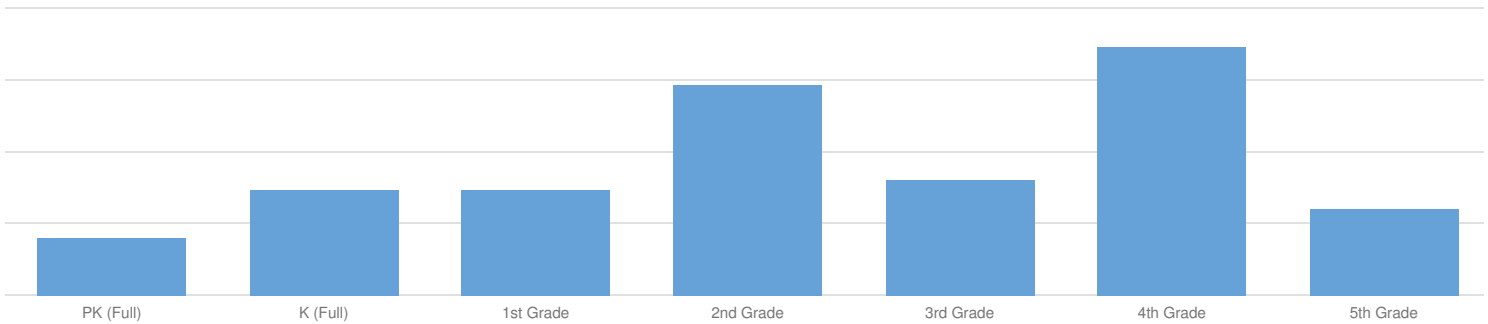
ENROLLMENT BY ETHNICITY



OTHER GROUPS

ENGLISH LANGUAGE LEARNERS		STUDENTS WITH DISABILITIES		ECONOMICALLY DISADVANTAGED	
42	15%	37	14%	236	87%
MIGRANT		HOMELESS		FOSTER CARE	
—	—	18	7%	—	—
				PARENT IN ARMED FORCES	
				—	—

ENROLLMENT BY GRADE



PRE-K (FULL DAY)		K (FULL DAY)		1ST GRADE		2ND GRADE	
36	12%	41	13%	41	13%	52	17%
3RD GRADE		4TH GRADE		5TH GRADE			
42	14%	56	18%	39	13%		

© COPYRIGHT NEW YORK STATE EDUCATION DEPARTMENT, ALL RIGHTS RESERVED.

THIS DOCUMENT WAS CREATED ON: NOVEMBER 17, 2019, 10:49 AM EST