
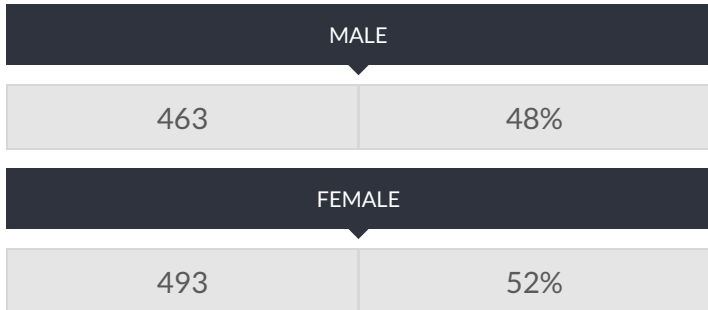


These enrollment data are collected as part of NYSED's Student Information Repository System (SIRS). These counts are as of "BEDS Day" which is typically the first Wednesday in October. Available are enrollment counts for public and charter school students by various demographics for the 2013 - 14 school year. For nonpublic school enrollment data please see the [Non-Public School Enrollment and Staff information](#) on our Information and Reporting Services webpage.

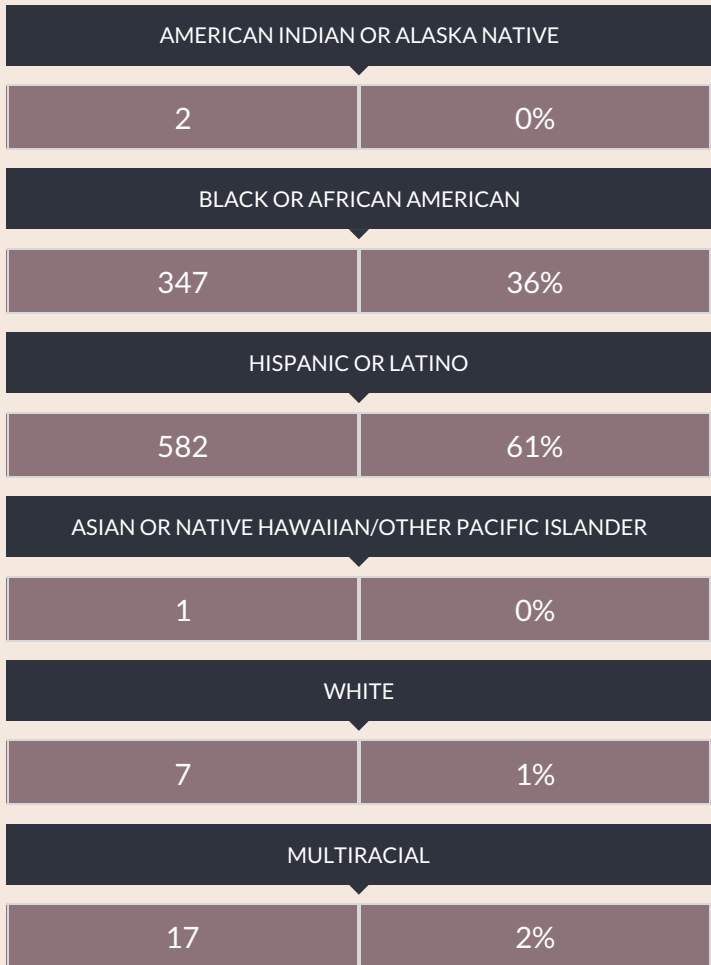
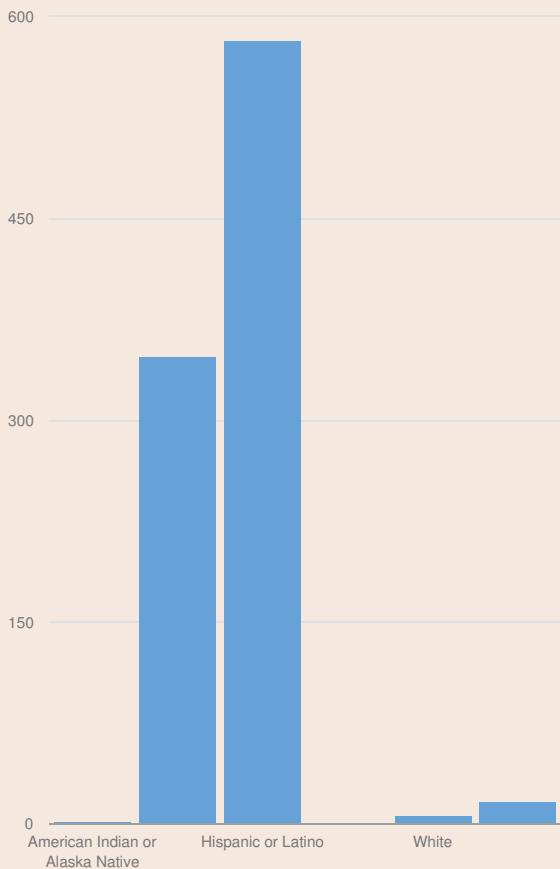
HYDE LEADERSHIP CHARTER SCHOOL ENROLLMENT (2013 - 14)

K-12 Enrollment: 956

ENROLLMENT BY GENDER



ENROLLMENT BY ETHNICITY



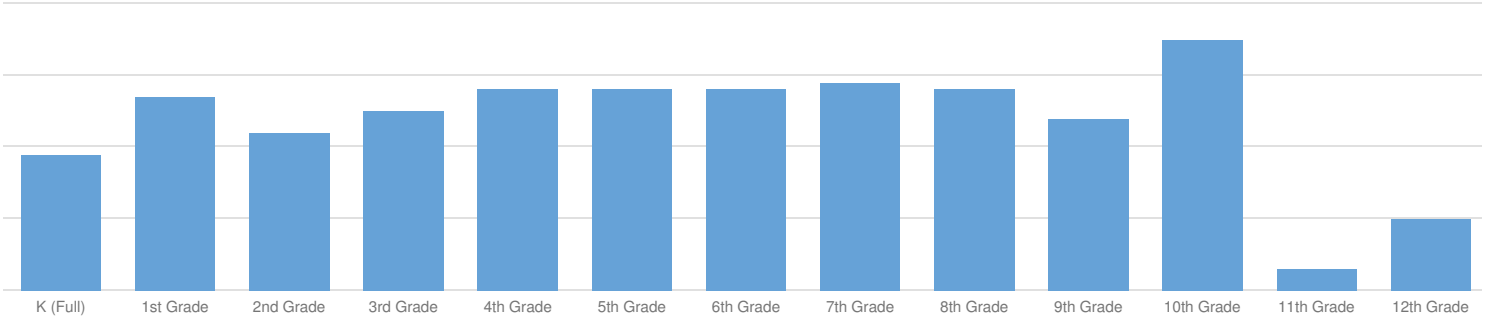
OTHER GROUPS

ENGLISH LANGUAGE LEARNERS	
86	9%

STUDENTS WITH DISABILITIES	
145	15%

ECONOMICALLY DISADVANTAGED	
895	94%

ENROLLMENT BY GRADE



K (FULL DAY)	
--------------	--

69	7%
----	----

1ST GRADE	
-----------	--

77	8%
----	----

2ND GRADE	
-----------	--

72	8%
----	----

3RD GRADE	
-----------	--

75	8%
----	----

4TH GRADE	
-----------	--

78	8%
----	----

5TH GRADE	
-----------	--

78	8%
----	----

6TH GRADE	
-----------	--

78	8%
----	----

7TH GRADE	
-----------	--

79	8%
----	----

8TH GRADE	
-----------	--

78	8%
----	----

9TH GRADE	
-----------	--

74	8%
----	----

10TH GRADE	
------------	--

85	9%
----	----

11TH GRADE	
------------	--

53	6%
----	----

12TH GRADE	
------------	--

60	6%
----	----