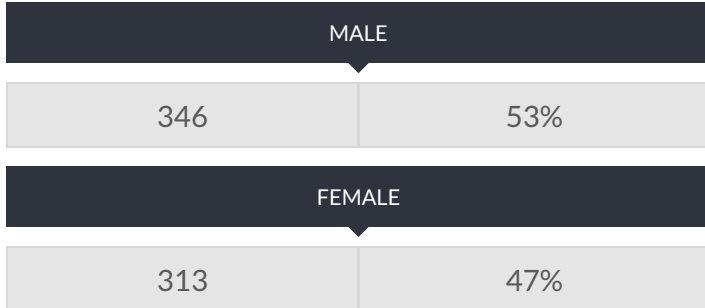


These enrollment data are collected as part of NYSED's Student Information Repository System (SIRS). These counts are as of "BEDS Day" which is typically the first Wednesday in October. Available are enrollment counts for public and charter school students by various demographics for the 2017 - 18 school year. For nonpublic school enrollment data please see the [Non-Public School Enrollment and Staff information](#) on our Information and Reporting Services webpage.

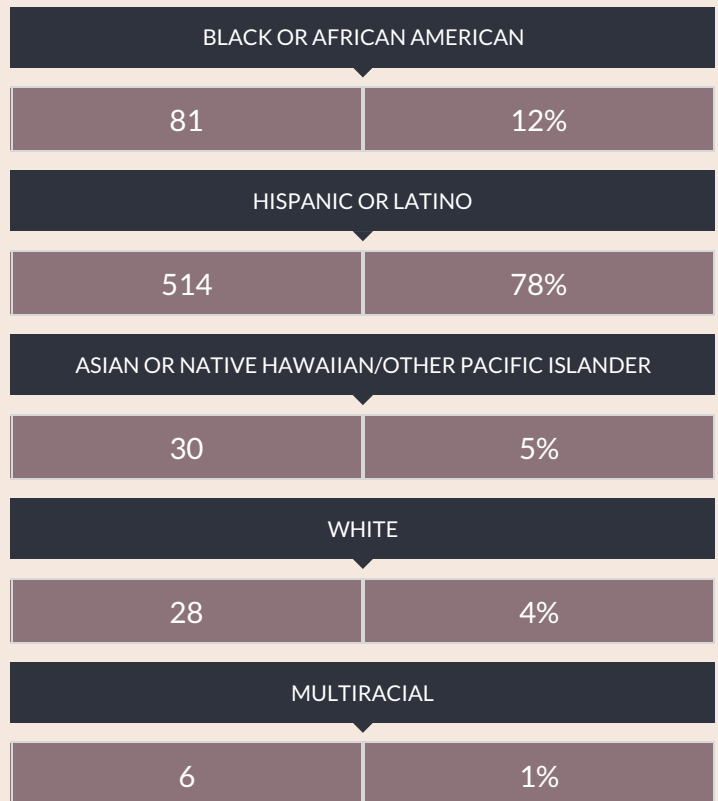
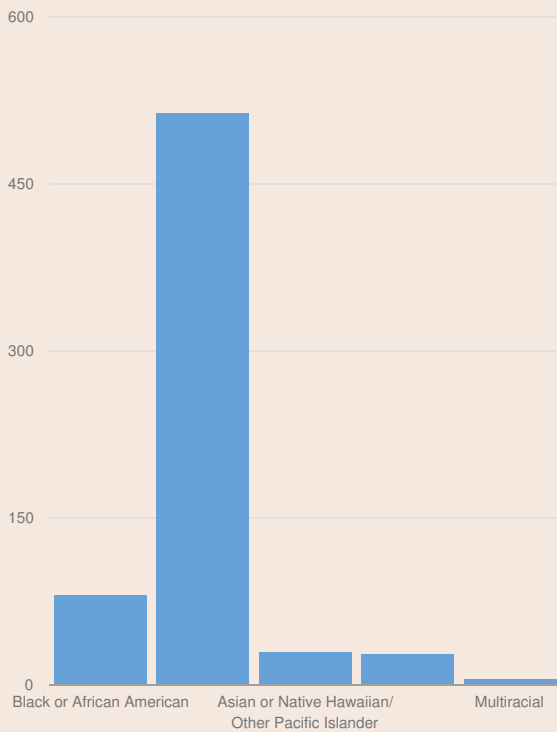
HEMLOCK ELEMENTARY SCHOOL ENROLLMENT (2017 - 18)

K-12 Enrollment: 659

ENROLLMENT BY GENDER



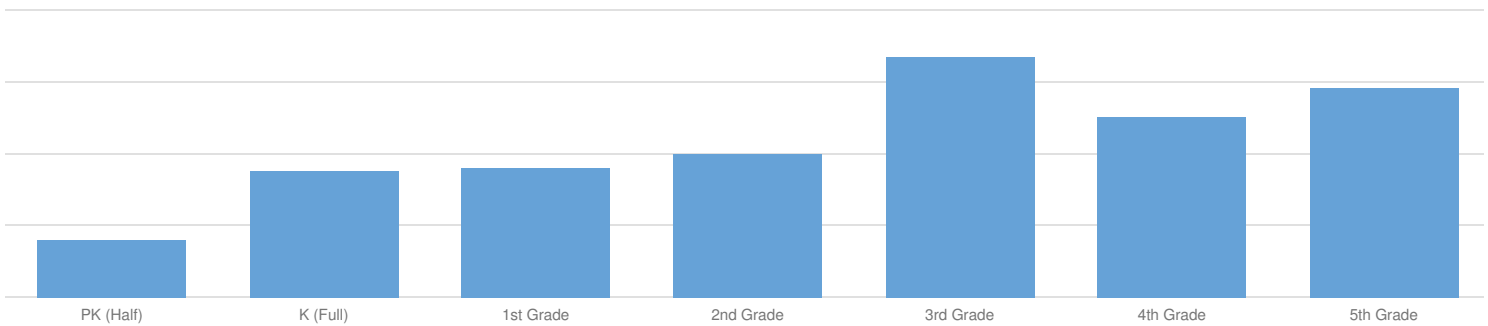
ENROLLMENT BY ETHNICITY



OTHER GROUPS

ENGLISH LANGUAGE LEARNERS		STUDENTS WITH DISABILITIES		ECONOMICALLY DISADVANTAGED			
262	40%	110	17%	571	87%		
MIGRANT		HOMELESS		FOSTER CARE		PARENT IN ARMED FORCES	
—	—	31	5%	—	—	—	—

ENROLLMENT BY GRADE



PRE-K (HALF DAY)		K (FULL DAY)		1ST GRADE		2ND GRADE	
70	10%	94	13%	95	13%	100	14%
3RD GRADE		4TH GRADE		5TH GRADE			
134	18%	113	16%	123	17%		

© COPYRIGHT NEW YORK STATE EDUCATION DEPARTMENT, ALL RIGHTS RESERVED.

THIS DOCUMENT WAS CREATED ON: OCTOBER 20, 2019, 2:56 PM EST