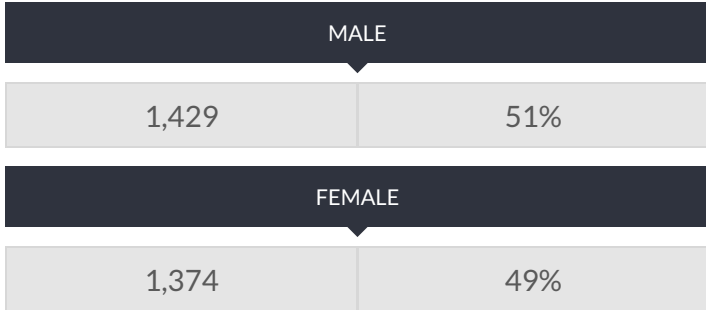


These enrollment data are collected as part of NYSED's Student Information Repository System (SIRS). These counts are as of "BEDS Day" which is typically the first Wednesday in October. Available are enrollment counts for public and charter school students by various demographics for the 2017 - 18 school year. For nonpublic school enrollment data please see the [Non-Public School Enrollment and Staff information](#) on our Information and Reporting Services webpage.

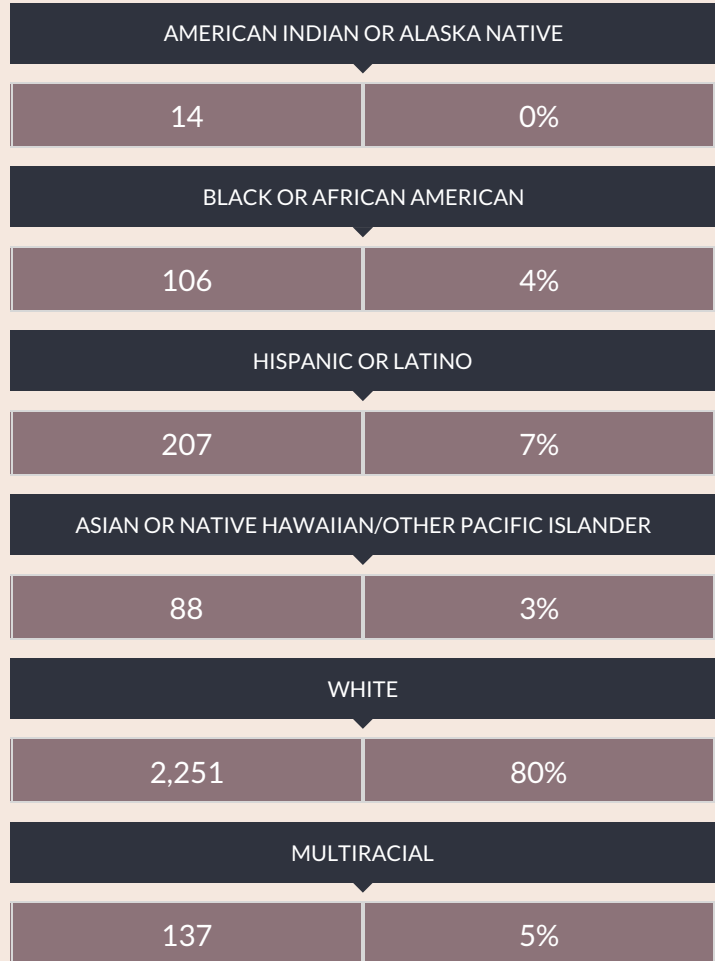
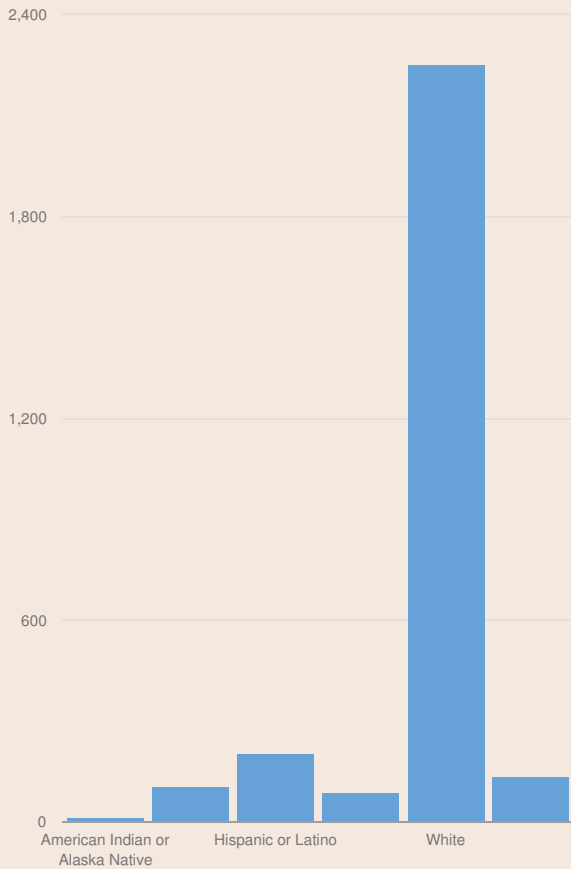
ROTTERDAM-MOHONASEN CSD ENROLLMENT (2017 - 18)

K-12 Enrollment: 2,803

ENROLLMENT BY GENDER



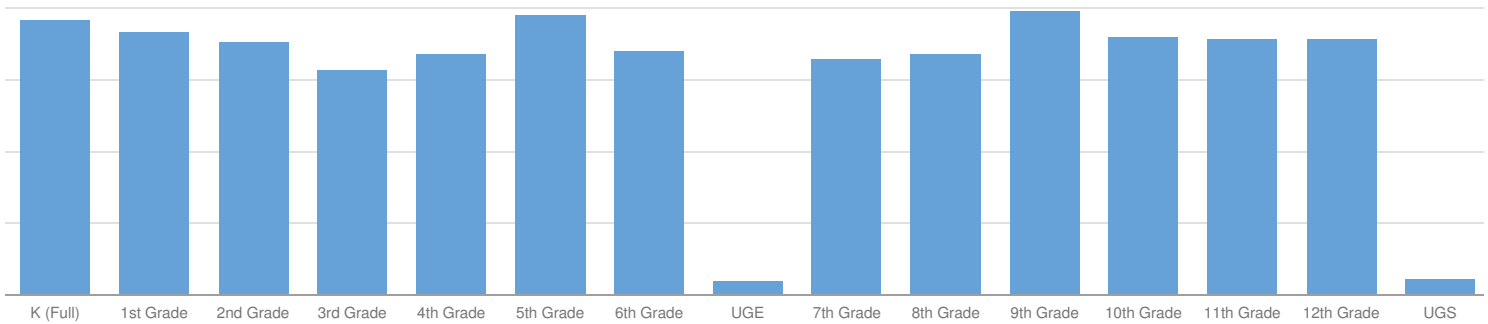
ENROLLMENT BY ETHNICITY



OTHER GROUPS

ENGLISH LANGUAGE LEARNERS		STUDENTS WITH DISABILITIES		ECONOMICALLY DISADVANTAGED			
43	2%	398	14%	1,158	41%		
MIGRANT		HOMELESS		FOSTER CARE		PARENT IN ARMED FORCES	
—	—	17	1%	—	—	—	—

ENROLLMENT BY GRADE



K (FULL DAY)	1ST GRADE	2ND GRADE	3RD GRADE
230	221	212	189
8%	8%	8%	7%
4TH GRADE	5TH GRADE	6TH GRADE	UNGRADED ELEMENTARY
203	235	205	12
7%	8%	7%	0%
7TH GRADE	8TH GRADE	9TH GRADE	10TH GRADE
198	202	238	216
7%	7%	8%	8%
11TH GRADE	12TH GRADE	UNGRADED SECONDARY	
214	214	14	
8%	8%	0%	