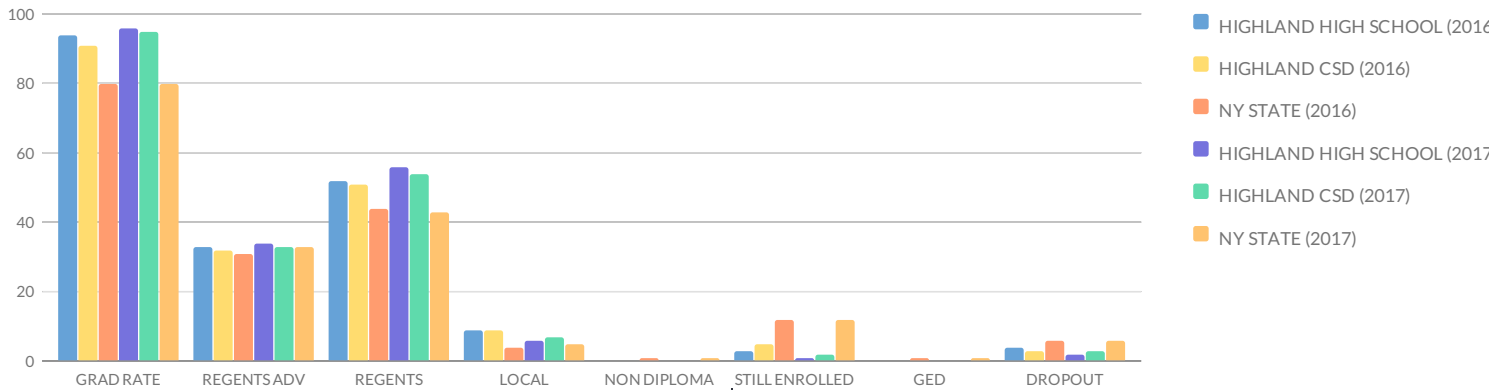


HIGHLAND HIGH SCHOOL GRADUATION RATE DATA 4 YEAR OUTCOME AS OF JUNE

Graduation Rate Data are reported for a 9th grade cohort, as of the 4th year of high school - June. The Graduation Rate Data of high school as of the 4th year-August, the 5th year-June, and the 6th year-June are also calculated and available using the "Filter this data" function, below

Data is reported by educational institutions to the State Education Department throughout the school year and available for verification by districts until the close of the state data warehouse in August. District superintendents certify data is accurate in September. For the most updated information, please contact the school district.

Complete information on the types of diploma credentials, which can be earned and the criteria for each, see: [Diploma Requirements](#).



2016

2017

ALL STUDENTS

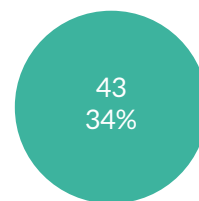
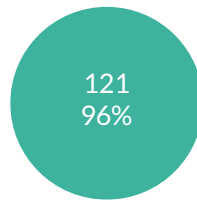
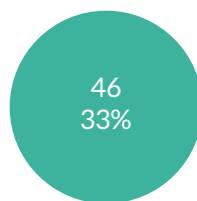
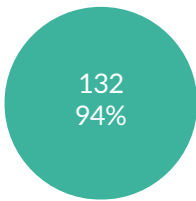
ALL STUDENTS

GRAD RATE

REGENTS WITH A...

GRAD RATE

REGENTS WITH A...

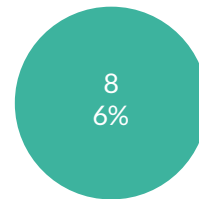
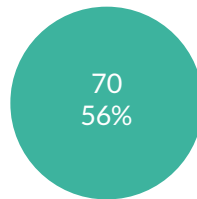
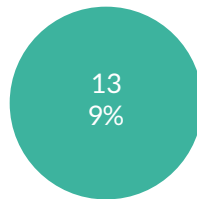
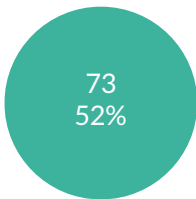


REGENTS DIPLOM..

LOCAL DIPLOMA

REGENTS DIPLOM..

LOCAL DIPLOMA



TOTAL STUDENTS IN COHORT: 141

TOTAL STUDENTS IN COHORT: 126

NON DIPLOMA CRED

STILL ENROLLED

NON DIPLOMA CRED

STILL ENROLLED

0	0%
---	----

4	3%
---	----

0	0%
---	----

1	1%
---	----

GED TRANSFER

DROPOUT

GED TRANSFER

DROPOUT

0	0%
---	----

5	4%
---	----

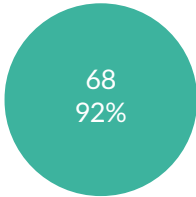
0	0%
---	----

3	2%
---	----

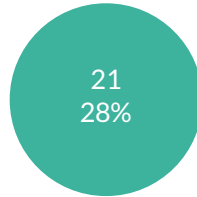
BY GENDER

FEMALE

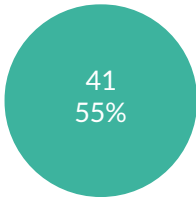
GRAD RATE



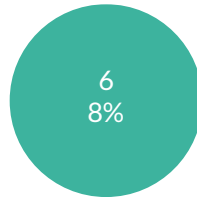
REGENTS WITH A...



REGENTS DIPLOM...



LOCAL DIPLOMA



TOTAL STUDENTS IN COHORT: 74


NON DIPLOMA CRED




STILL ENROLLED



GED TRANSFER

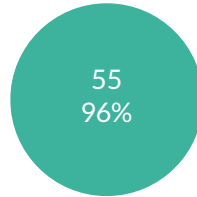


DROPOUT

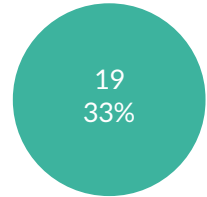


FEMALE

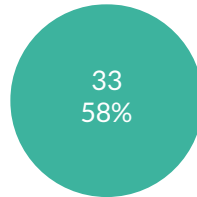
GRAD RATE



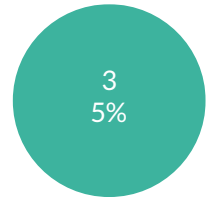
REGENTS WITH A...



REGENTS DIPLOM...



LOCAL DIPLOMA



TOTAL STUDENTS IN COHORT: 57

NON DIPLOMA CRED



STILL ENROLLED



GED TRANSFER

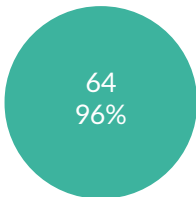


DROPOUT

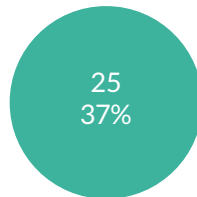


MALE

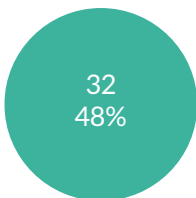
GRAD RATE



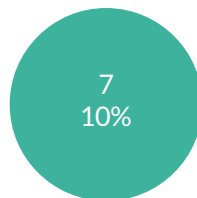
REGENTS WITH A...



REGENTS DIPLOM...



LOCAL DIPLOMA



TOTAL STUDENTS IN COHORT: 67

NON DIPLOMA CRED

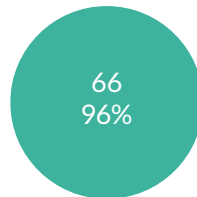


STILL ENROLLED

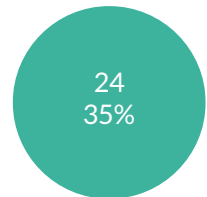


MALE

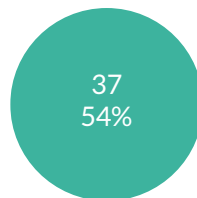
GRAD RATE



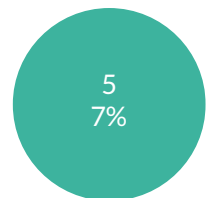
REGENTS WITH A...



REGENTS DIPLOM...




LOCAL DIPLOMA



TOTAL STUDENTS IN COHORT: 69

NON DIPLOMA CRED



STILL ENROLLED



GED TRANSFER

0	0%
---	----

DROPOUT

2	3%
---	----

GED TRANSFER

0	0%
---	----

DROPOUT

1	1%
---	----


BY ETHNICITY

MULTIRACIAL

GRAD RATE




REGENTS WITH A...



REGENTS DIPLOM...



LOCAL DIPLOMA



TOTAL STUDENTS: —

NON DIPLOMA CRED



STILL ENROLLED



GED TRANSFER



DROPOUT



AMERICAN INDIAN OR ALASKA NATIVE

GRAD RATE



REGENTS WITH A...



REGENTS DIPLOM...



LOCAL DIPLOMA



TOTAL STUDENTS: —

NON DIPLOMA CRED




STILL ENROLLED




MULTIRACIAL


GRAD RATE




REGENTS WITH A...



REGENTS DIPLOM...



LOCAL DIPLOMA



TOTAL STUDENTS: —

NON DIPLOMA CRED



STILL ENROLLED



GED TRANSFER



DROPOUT




AMERICAN INDIAN OR ALASKA NATIVE


GRAD RATE




REGENTS WITH A...



REGENTS DIPLOM...



LOCAL DIPLOMA



TOTAL STUDENTS: —

NON DIPLOMA CRED



STILL ENROLLED



GED TRANSFER

DROPOUT

—	—
---	---

—	—
---	---

GED TRANSFER

DROPOUT

—	—
---	---

—	—
---	---

ASIAN OR NATIVE HAWAIIAN/OTHER PACIFIC ISLANDER

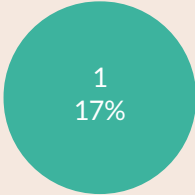
GRAD RATE



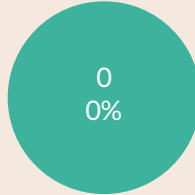
REGENTS WITH A...



REGENTS DIPLOM...




LOCAL DIPLOMA



TOTAL STUDENTS IN COHORT: 6


NON DIPLOMA CRED



STILL ENROLLED



GED TRANSFER



DROPOUT

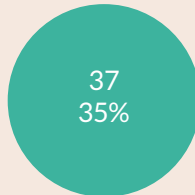


WHITE

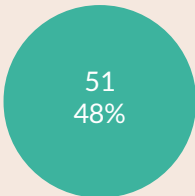
GRAD RATE



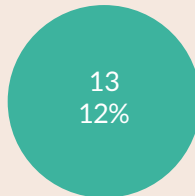
REGENTS WITH A...



REGENTS DIPLOM...



LOCAL DIPLOMA



TOTAL STUDENTS IN COHORT: 106

NON DIPLOMA CRED



STILL ENROLLED



GED TRANSFER



DROPOUT

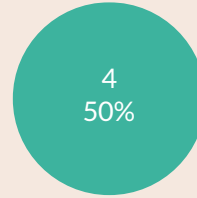


ASIAN OR NATIVE HAWAIIAN/OTHER PACIFIC ISLANDER

GRAD RATE



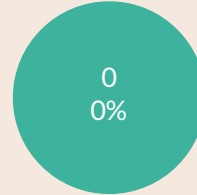
REGENTS WITH A...



REGENTS DIPLOM...



LOCAL DIPLOMA



TOTAL STUDENTS IN COHORT: 8

NON DIPLOMA CRED



STILL ENROLLED



GED TRANSFER

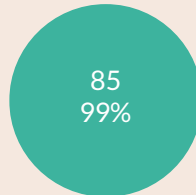


DROPOUT

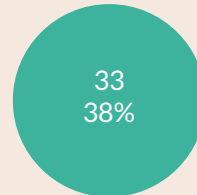


WHITE

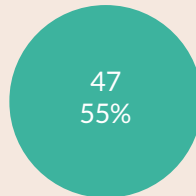
GRAD RATE



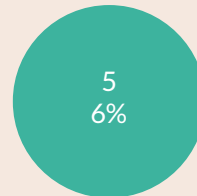
REGENTS WITH A...



REGENTS DIPLOM...



LOCAL DIPLOMA



TOTAL STUDENTS IN COHORT: 86

NON DIPLOMA CRED



STILL ENROLLED



GED TRANSFER

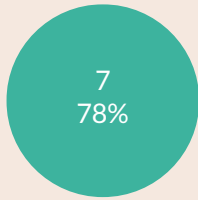


DROPOUT

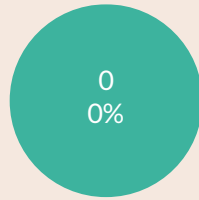


BLACK OR AFRICAN AMERICAN

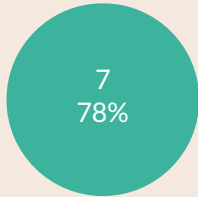
GRAD RATE



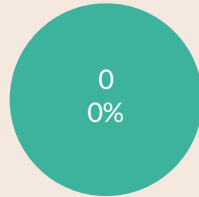
REGENTS WITH A...



REGENTS DIPLOM...



LOCAL DIPLOMA



TOTAL STUDENTS IN COHORT: 9

NON DIPLOMA CRED



STILL ENROLLED



GED TRANSFER

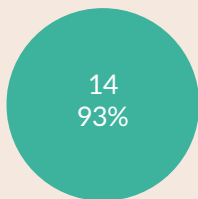


DROPOUT

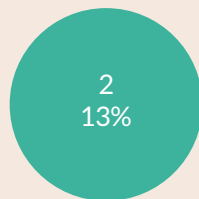


HISPANIC OR LATINO

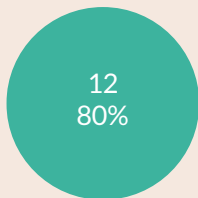
GRAD RATE



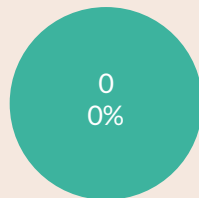
REGENTS WITH A...



REGENTS DIPLOM...



LOCAL DIPLOMA



TOTAL STUDENTS IN COHORT: 15

NON DIPLOMA CRED



STILL ENROLLED



GED TRANSFER

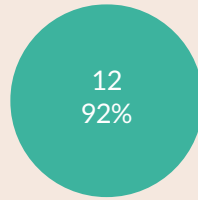


DROPOUT

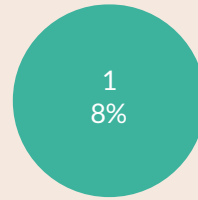


BLACK OR AFRICAN AMERICAN

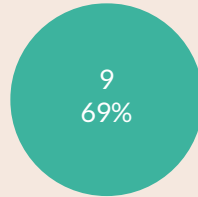
GRAD RATE



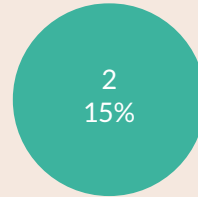
REGENTS WITH A...



REGENTS DIPLOM...



LOCAL DIPLOMA



TOTAL STUDENTS IN COHORT: 13

NON DIPLOMA CRED



STILL ENROLLED



GED TRANSFER

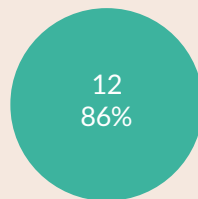


DROPOUT

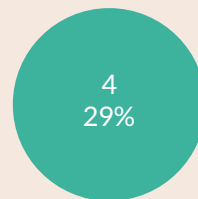


HISPANIC OR LATINO

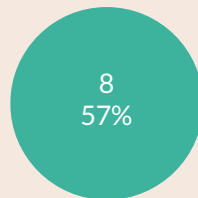
GRAD RATE



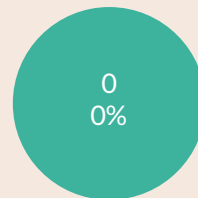
REGENTS WITH A...



REGENTS DIPLOM...



LOCAL DIPLOMA



TOTAL STUDENTS IN COHORT: 14

NON DIPLOMA CRED



STILL ENROLLED



GED TRANSFER



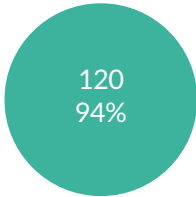
DROPOUT



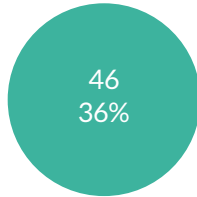
OTHER GROUPS

GENERAL-EDUCATION STUDENTS

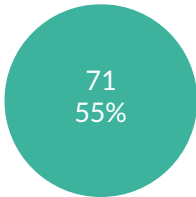
GRAD RATE



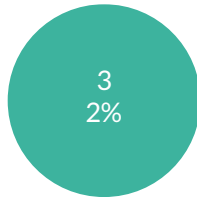
REGENTS WITH A...



REGENTS DIPLOM...



LOCAL DIPLOMA



TOTAL STUDENTS IN COHORT: 128

NON DIPLOMA CRED



STILL ENROLLED



GED TRANSFER

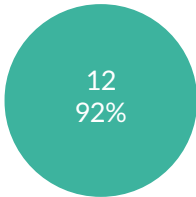


DROPOUT

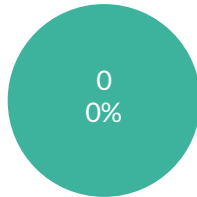


STUDENTS WITH DISABILITIES

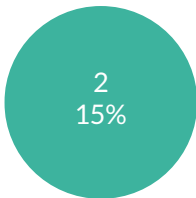
GRAD RATE



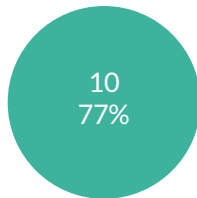
REGENTS WITH A...



REGENTS DIPLOM...



LOCAL DIPLOMA



TOTAL STUDENTS IN COHORT: 13

NON DIPLOMA CRED

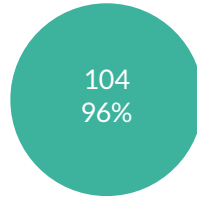


STILL ENROLLED

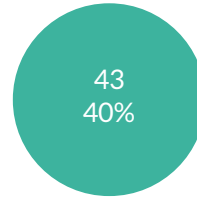


GENERAL-EDUCATION STUDENTS

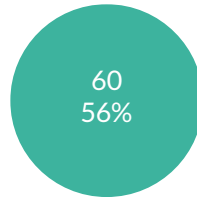
GRAD RATE



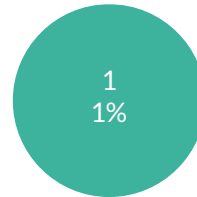
REGENTS WITH A...



REGENTS DIPLOM...



LOCAL DIPLOMA



TOTAL STUDENTS IN COHORT: 108

NON DIPLOMA CRED



STILL ENROLLED



GED TRANSFER

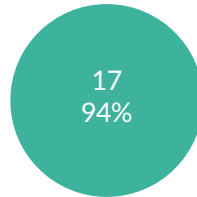


DROPOUT

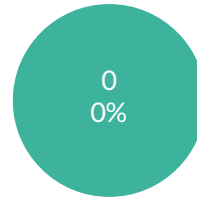


STUDENTS WITH DISABILITIES

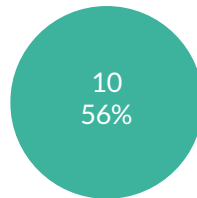
GRAD RATE



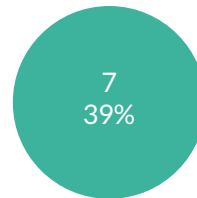
REGENTS WITH A...



REGENTS DIPLOM...



LOCAL DIPLOMA



TOTAL STUDENTS IN COHORT: 18

NON DIPLOMA CRED



STILL ENROLLED



GED TRANSFER

0	0%
---	----

DROPOUT

1	8%
---	----

GED TRANSFER

0	0%
---	----



DROPOUT

0	0%
---	----

NON-ENGLISH LANGUAGE LEARNERS



GRAD RATE

REGENTS WITH A...



REGENTS DIPLOM..

LOCAL DIPLOMA



TOTAL STUDENTS: —

NON DIPLOMA CRED

STILL ENROLLED



GED TRANSFER



DROPOUT



ENGLISH LANGUAGE LEARNERS



GRAD RATE

REGENTS WITH A...



REGENTS DIPLOM..

LOCAL DIPLOMA



TOTAL STUDENTS: —

NON DIPLOMA CRED

STILL ENROLLED



GED TRANSFER



DROPOUT



NON-ENGLISH LANGUAGE LEARNERS



GRAD RATE

REGENTS WITH A...



REGENTS DIPLOM...

LOCAL DIPLOMA



TOTAL STUDENTS: —

NON DIPLOMA CRED

STILL ENROLLED



GED TRANSFER



DROPOUT



ENGLISH LANGUAGE LEARNERS



GRAD RATE

REGENTS WITH A...



REGENTS DIPLOM...

LOCAL DIPLOMA



TOTAL STUDENTS: —

NON DIPLOMA CRED

STILL ENROLLED



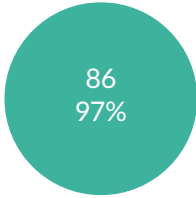
GED TRANSFER

DROPOUT

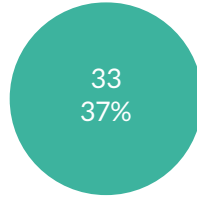


NOT ECONOMICALLY DISADVANTAGED

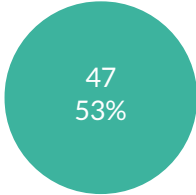
GRAD RATE



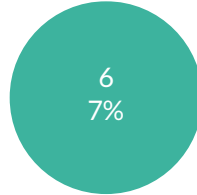
REGENTS WITH A...



REGENTS DIPLOM...



LOCAL DIPLOMA



TOTAL STUDENTS IN COHORT: 89


NON DIPLOMA CRED



STILL ENROLLED



GED TRANSFER

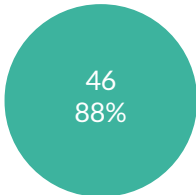


DROPOUT

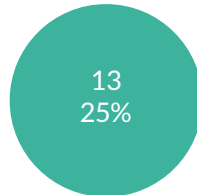


ECONOMICALLY DISADVANTAGED

GRAD RATE



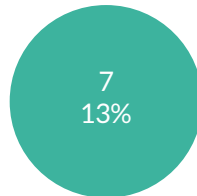
REGENTS WITH A...



REGENTS DIPLOM...



LOCAL DIPLOMA



TOTAL STUDENTS IN COHORT: 52

NON DIPLOMA CRED



STILL ENROLLED



GED TRANSFER

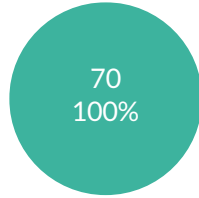


DROPOUT

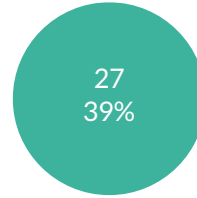


NOT ECONOMICALLY DISADVANTAGED

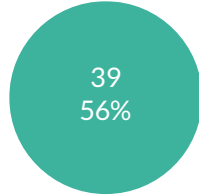
GRAD RATE



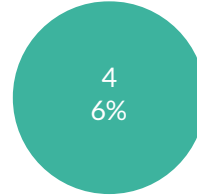
REGENTS WITH A...



REGENTS DIPLOM...



LOCAL DIPLOMA



TOTAL STUDENTS IN COHORT: 70

NON DIPLOMA CRED



STILL ENROLLED



GED TRANSFER

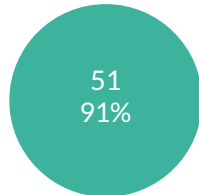


DROPOUT

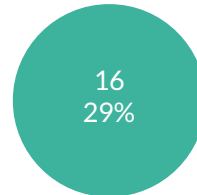


ECONOMICALLY DISADVANTAGED

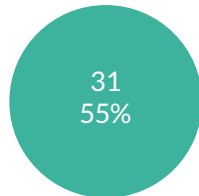
GRAD RATE



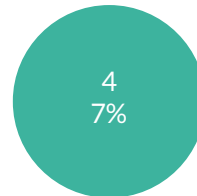
REGENTS WITH A...



REGENTS DIPLOM...



LOCAL DIPLOMA



TOTAL STUDENTS IN COHORT: 56


NON DIPLOMA CRED



STILL ENROLLED



GED TRANSFER





DROPOUT



NOT MIGRANT



GRAD RATE

REGENTS WITH A...



REGENTS DIPLOM...

LOCAL DIPLOMA



TOTAL STUDENTS: —


NON DIPLOMA CRED

STILL ENROLLED



GED TRANSFER



DROPOUT



MIGRANT



GRAD RATE

REGENTS WITH A...



REGENTS DIPLOM...

LOCAL DIPLOMA



TOTAL STUDENTS: —

NON DIPLOMA CRED

STILL ENROLLED



GED TRANSFER



DROPOUT



NOT MIGRANT



GRAD RATE

REGENTS WITH A...



REGENTS DIPLOM...

LOCAL DIPLOMA



TOTAL STUDENTS: —

NON DIPLOMA CRED

STILL ENROLLED



GED TRANSFER



DROPOUT



MIGRANT



GRAD RATE

REGENTS WITH A...



REGENTS DIPLOM...

LOCAL DIPLOMA



TOTAL STUDENTS: —

NON DIPLOMA CRED

STILL ENROLLED



GED TRANSFER

DROPOUT



© COPYRIGHT NEW YORK STATE EDUCATION DEPARTMENT, ALL RIGHTS RESERVED.

THIS DOCUMENT WAS CREATED ON: MARCH 26, 2019, 10:41 AM EST