

# NY STATE GRADES 3-8 ELA ASSESSMENT DATA

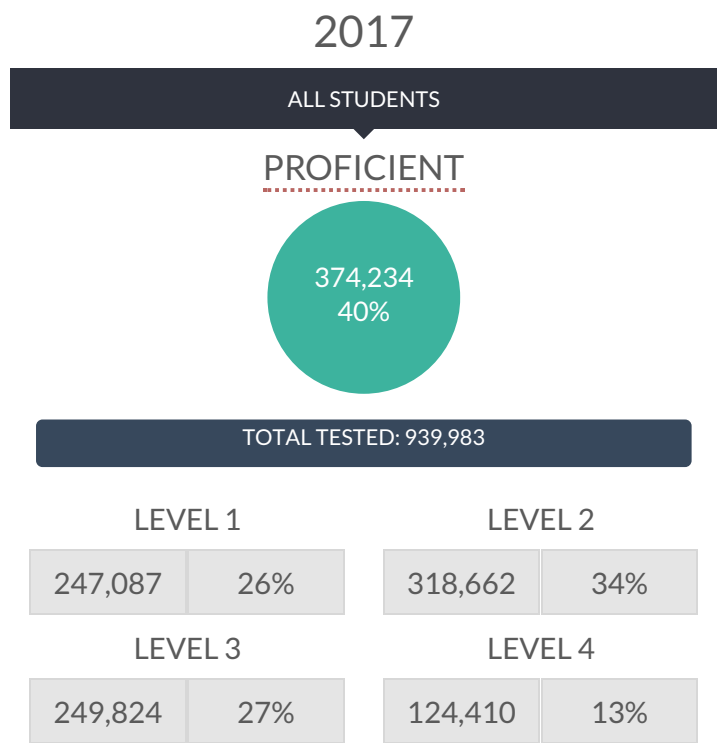
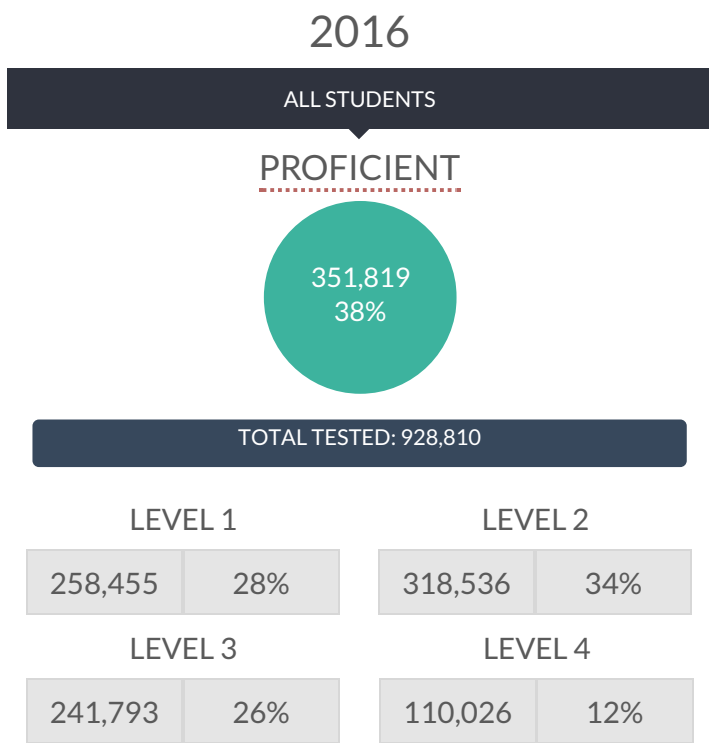
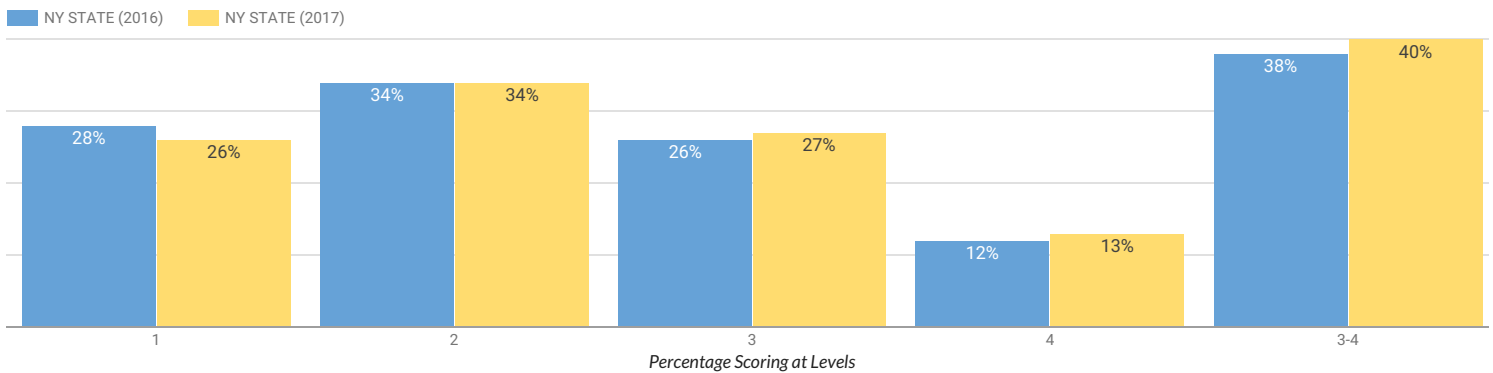
The grades 3-8 English Language Arts (ELA) and mathematics assessments measure the higher learning standards that were adopted by the State Board of Regents in 2010, which more accurately reflect students' progress toward college and career readiness. Data are available statewide and at the county, district, and school level.

Data available on this site are based on those reported by schools and districts to the State as of July 20, 2017 via the Student Information Repository System (SIRS). The New York State School Report Card 3-8 English Language Arts (ELA) and mathematics assessment data will be based on those data reported as of the final school year reporting deadline.

For more information and additional files, please view the [NYSED press release](#)

Due to changes in the 2016 exams, the proficiency rates from exams prior to 2016 are not directly comparable to the 2016 and 2017 proficiency rates.

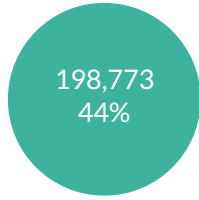
[Assessment Data - Glossary of Terms](#) | [Assessment Data - Business Rules](#)



# BY GENDER

## FEMALE

### PROFICIENT

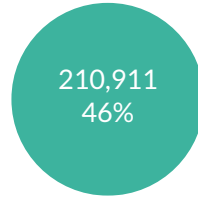


TOTAL TESTED: 452,953

| LEVEL 1 |     | LEVEL 2 |     |
|---------|-----|---------|-----|
| 100,396 | 22% | 153,784 | 34% |
| LEVEL 3 |     | LEVEL 4 |     |
| 131,288 | 29% | 67,485  | 15% |

## FEMALE

### PROFICIENT

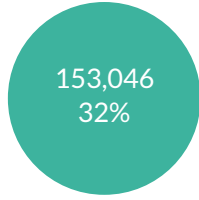


TOTAL TESTED: 458,431

| LEVEL 1 |     | LEVEL 2 |     |
|---------|-----|---------|-----|
| 95,923  | 21% | 151,597 | 33% |
| LEVEL 3 |     | LEVEL 4 |     |
| 134,138 | 29% | 76,773  | 17% |

## MALE

### PROFICIENT

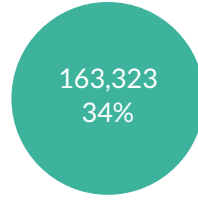


TOTAL TESTED: 475,857

| LEVEL 1 |     | LEVEL 2 |     |
|---------|-----|---------|-----|
| 158,059 | 33% | 164,752 | 35% |
| LEVEL 3 |     | LEVEL 4 |     |
| 110,505 | 23% | 42,541  | 9%  |

## MALE

### PROFICIENT



TOTAL TESTED: 481,552

| LEVEL 1 |     | LEVEL 2 |     |
|---------|-----|---------|-----|
| 151,164 | 31% | 167,065 | 35% |
| LEVEL 3 |     | LEVEL 4 |     |
| 115,686 | 24% | 47,637  | 10% |

# BY ETHNICITY

MULTIRACIAL

PROFICIENT



TOTAL TESTED: 17,118

LEVEL 1



LEVEL 2



LEVEL 3

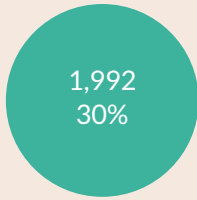


LEVEL 4



AMERICAN INDIAN OR ALASKA NATIVE

PROFICIENT



TOTAL TESTED: 6,667

LEVEL 1



LEVEL 2



LEVEL 3

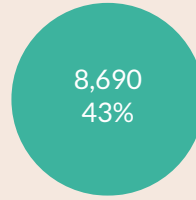


LEVEL 4




MULTIRACIAL

PROFICIENT



TOTAL TESTED: 20,139

LEVEL 1



LEVEL 2



LEVEL 3

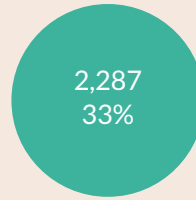


LEVEL 4



AMERICAN INDIAN OR ALASKA NATIVE

PROFICIENT



TOTAL TESTED: 6,984

LEVEL 1



LEVEL 2



LEVEL 3



LEVEL 4



ASIAN OR NATIVE HAWAIIAN/OTHER PACIFIC ISLANDER

PROFICIENT



TOTAL TESTED: 102,497

LEVEL 1



LEVEL 2



LEVEL 3



LEVEL 4



WHITE

PROFICIENT



TOTAL TESTED: 354,212

LEVEL 1




LEVEL 2



LEVEL 3



LEVEL 4



ASIAN OR NATIVE HAWAIIAN/OTHER PACIFIC ISLANDER

PROFICIENT



TOTAL TESTED: 105,040

LEVEL 1



LEVEL 2



LEVEL 3



LEVEL 4



WHITE

PROFICIENT



TOTAL TESTED: 357,585

LEVEL 1



LEVEL 2



LEVEL 3

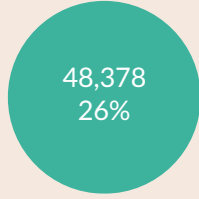


LEVEL 4



BLACK OR AFRICAN AMERICAN

PROFICIENT



TOTAL TESTED: 184,457

LEVEL 1



LEVEL 2



LEVEL 3

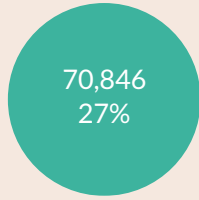


LEVEL 4



HISPANIC OR LATINO

PROFICIENT



TOTAL TESTED: 263,859

LEVEL 1



LEVEL 2



LEVEL 3

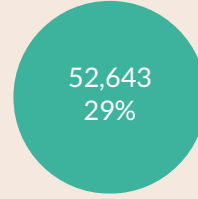


LEVEL 4



BLACK OR AFRICAN AMERICAN

PROFICIENT



TOTAL TESTED: 181,770

LEVEL 1



LEVEL 2



LEVEL 3

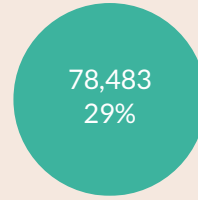


LEVEL 4



HISPANIC OR LATINO

PROFICIENT



TOTAL TESTED: 268,465

LEVEL 1



LEVEL 2



LEVEL 3



LEVEL 4



# OTHER GROUPS

## GENERAL-EDUCATION STUDENTS

PROFICIENT



TOTAL TESTED: 769,165

| LEVEL 1 |     | LEVEL 2 |     |
|---------|-----|---------|-----|
| 152,792 | 20% | 277,110 | 36% |
| LEVEL 3 |     | LEVEL 4 |     |
| 231,152 | 30% | 108,111 | 14% |

## STUDENTS WITH DISABILITIES

PROFICIENT

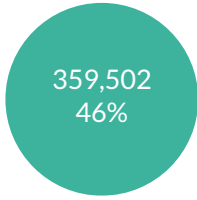


TOTAL TESTED: 159,645

| LEVEL 1 |     | LEVEL 2 |     |
|---------|-----|---------|-----|
| 105,663 | 66% | 41,426  | 26% |
| LEVEL 3 |     | LEVEL 4 |     |
| 10,641  | 7%  | 1,915   | 1%  |

## GENERAL-EDUCATION STUDENTS

PROFICIENT

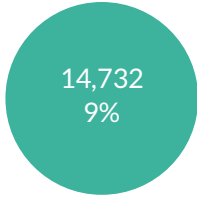


TOTAL TESTED: 780,953

| LEVEL 1 |     | LEVEL 2 |     |
|---------|-----|---------|-----|
| 149,478 | 19% | 271,973 | 35% |
| LEVEL 3 |     | LEVEL 4 |     |
| 237,353 | 30% | 122,149 | 16% |

## STUDENTS WITH DISABILITIES

PROFICIENT



TOTAL TESTED: 159,030

| LEVEL 1 |     | LEVEL 2 |     |
|---------|-----|---------|-----|
| 97,609  | 61% | 46,689  | 29% |
| LEVEL 3 |     | LEVEL 4 |     |
| 12,471  | 8%  | 2,261   | 1%  |

NON-ENGLISH LANGUAGE LEARNERS

PROFICIENT



TOTAL TESTED: 858,255

LEVEL 1



LEVEL 2



LEVEL 3



LEVEL 4



ENGLISH LANGUAGE LEARNERS

PROFICIENT



TOTAL TESTED: 70,555


LEVEL 1



LEVEL 2



LEVEL 3



LEVEL 4



NON-ENGLISH LANGUAGE LEARNERS

PROFICIENT



TOTAL TESTED: 863,424


LEVEL 1



LEVEL 2



LEVEL 3



LEVEL 4



ENGLISH LANGUAGE LEARNERS

PROFICIENT



TOTAL TESTED: 76,559


LEVEL 1



LEVEL 2



LEVEL 3



LEVEL 4



NOT ECONOMICALLY DISADVANTAGED

PROFICIENT



TOTAL TESTED: 384,328

LEVEL 1



LEVEL 2



LEVEL 3

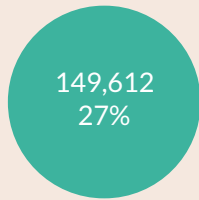


LEVEL 4




ECONOMICALLY DISADVANTAGED

PROFICIENT




TOTAL TESTED: 544,482

LEVEL 1



LEVEL 2



LEVEL 3

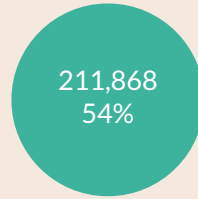


LEVEL 4



NOT ECONOMICALLY DISADVANTAGED

PROFICIENT



TOTAL TESTED: 389,468

LEVEL 1




LEVEL 2



LEVEL 3

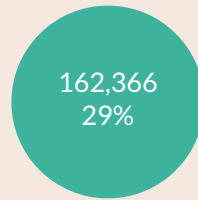


LEVEL 4



ECONOMICALLY DISADVANTAGED

PROFICIENT



TOTAL TESTED: 550,515

LEVEL 1




LEVEL 2



LEVEL 3



LEVEL 4





NOT MIGRANT

PROFICIENT

351,761  
38%

TOTAL TESTED: 928,200

LEVEL 1

258,069 | 28%

LEVEL 2

318,370 | 34%

LEVEL 3

241,743 | 26%

LEVEL 4

110,018 | 12%

MIGRANT

PROFICIENT

58  
10%

TOTAL TESTED: 610

LEVEL 1

386 | 63%

LEVEL 2

166 | 27%

LEVEL 3

50 | 8%

LEVEL 4

8 | 1%

NOT MIGRANT

PROFICIENT

374,162  
40%

TOTAL TESTED: 939,340

LEVEL 1

246,690 | 26%

LEVEL 2

318,488 | 34%

LEVEL 3

249,764 | 27%

LEVEL 4

124,398 | 13%

MIGRANT

PROFICIENT

72  
11%

TOTAL TESTED: 643

LEVEL 1

397 | 62%

LEVEL 2

174 | 27%

LEVEL 3

60 | 9%

LEVEL 4

12 | 2%