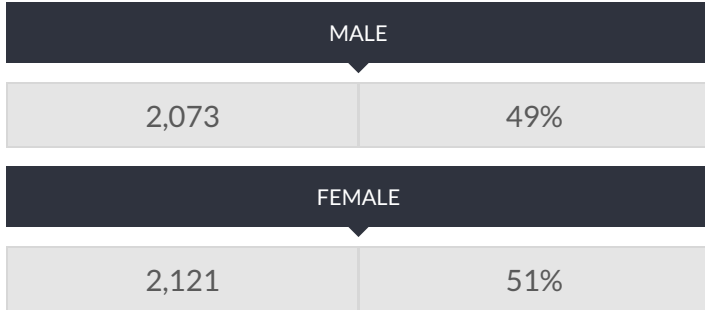


These enrollment data are collected as part of NYSED's Student Information Repository System (SIRS). These counts are as of "BEDS Day" which is typically the first Wednesday in October. Available are enrollment counts for public and charter school students by various demographics for the 2017 - 18 school year. For nonpublic school enrollment data please see the [Non-Public School Enrollment and Staff information](#) on our Information and Reporting Services webpage.

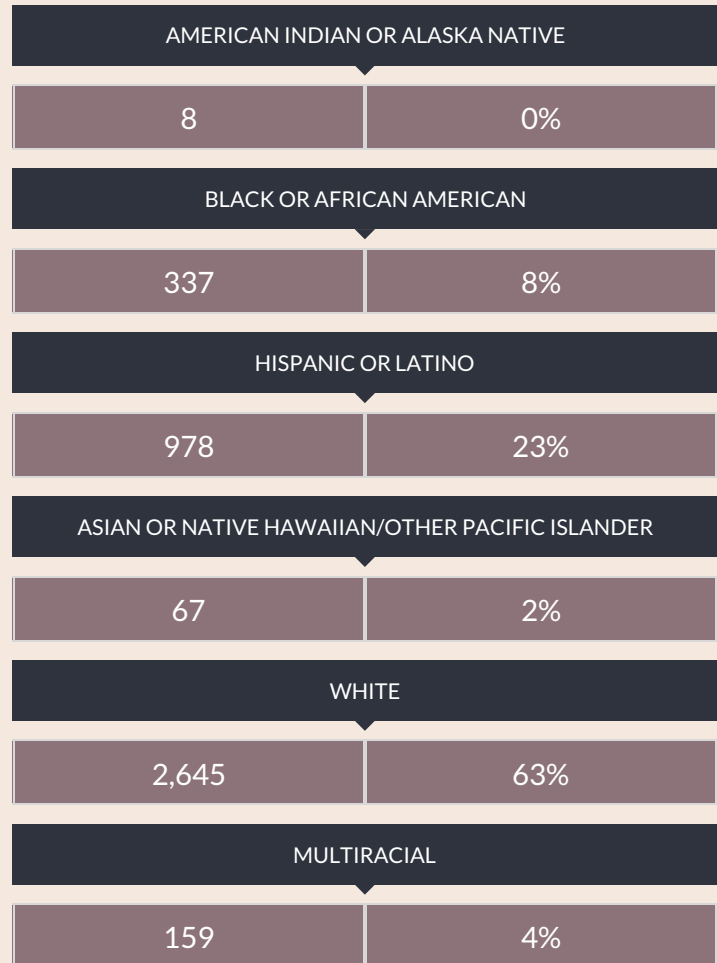
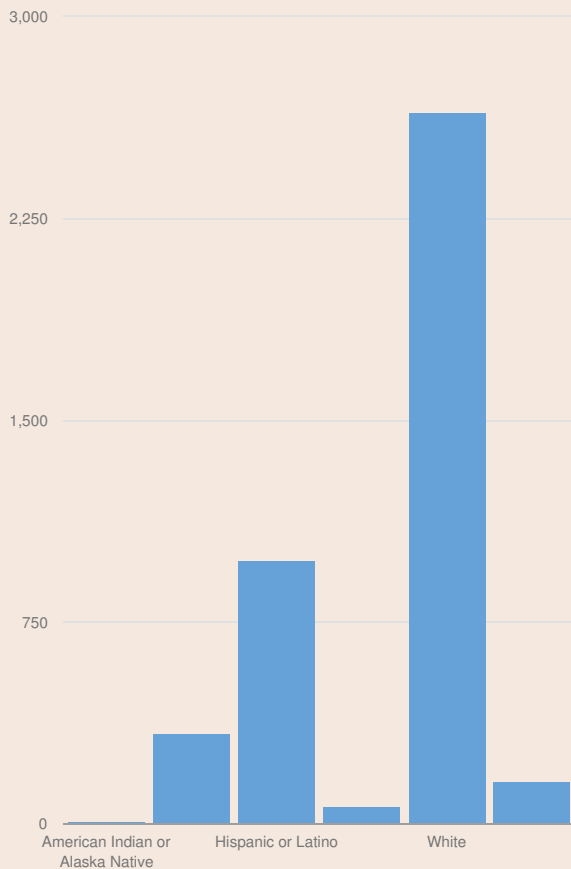
VALLEY CSD (MONTGOMERY) ENROLLMENT (2017 - 18)

K-12 Enrollment: 4,194

ENROLLMENT BY GENDER



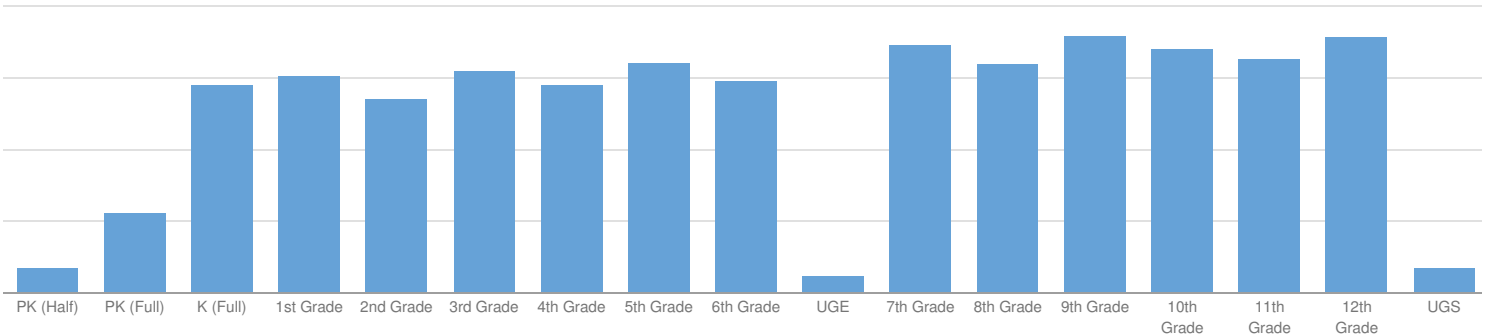
ENROLLMENT BY ETHNICITY



OTHER GROUPS

ENGLISH LANGUAGE LEARNERS		STUDENTS WITH DISABILITIES		ECONOMICALLY DISADVANTAGED	
53	1%	804	19%	1,695	40%
MIGRANT		HOMELESS		FOSTER CARE	
—	—	145	3%	31	1%
				PARENT IN ARMED FORCES	
				35	1%

ENROLLMENT BY GRADE



PRE-K (HALF DAY)	PRE-K (FULL DAY)	K (FULL DAY)	1ST GRADE
35 1%	113 3%	291 7%	304 7%
2ND GRADE	3RD GRADE	4TH GRADE	5TH GRADE
272 6%	310 7%	291 7%	321 7%
6TH GRADE	UNGRADED ELEMENTARY	7TH GRADE	8TH GRADE
296 7%	25 1%	346 8%	319 7%
9TH GRADE	10TH GRADE	11TH GRADE	12TH GRADE
359 8%	341 8%	327 8%	357 8%
UNGRADED SECONDARY			
35 1%			