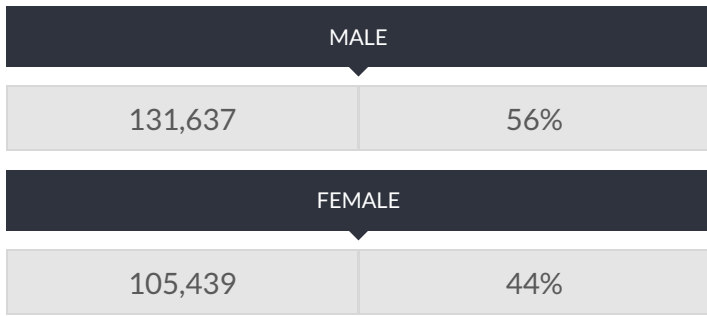
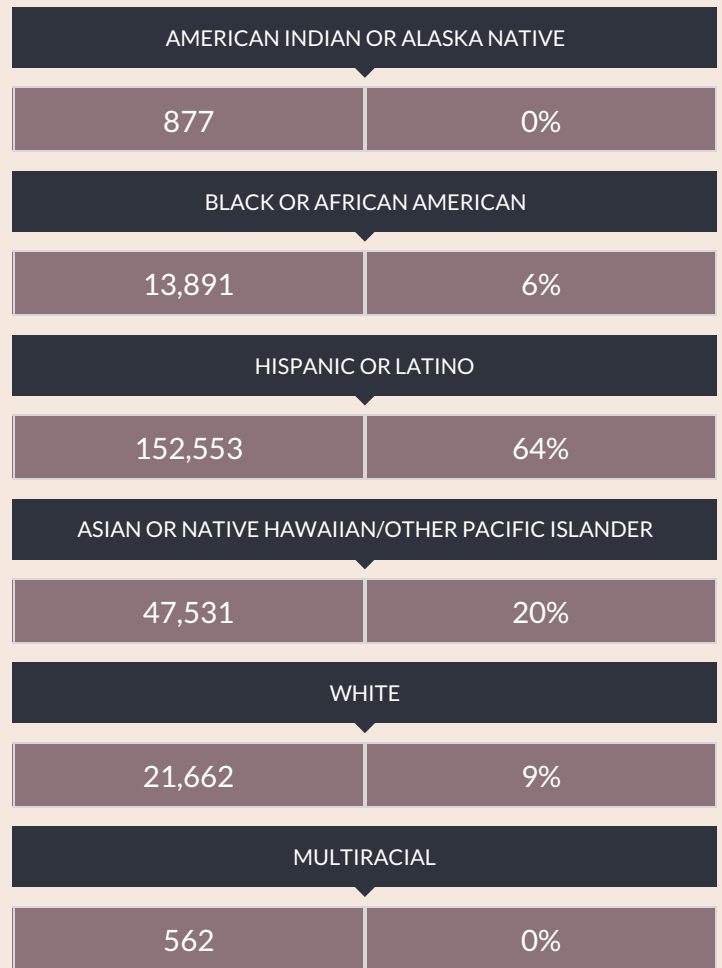


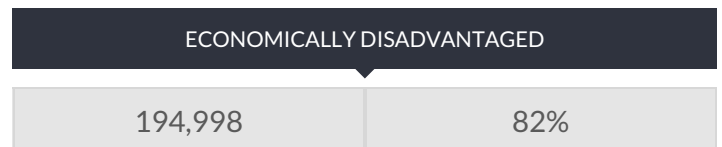
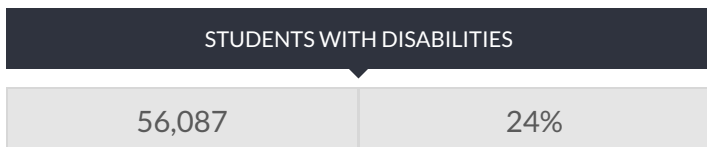
ENROLLMENT BY GENDER



ENROLLMENT BY ETHNICITY



OTHER GROUPS



ENROLLMENT BY GRADE

PRE-K (HALF DAY)	PRE-K (FULL DAY)	K (HALF DAY)	K (FULL DAY)
478 0%	52 0%	116 0%	25,677 11%
1ST GRADE	2ND GRADE	3RD GRADE	4TH GRADE
26,011 11%	27,904 12%	21,948 9%	18,210 8%
5TH GRADE	6TH GRADE	UNGRADED ELEMENTARY	7TH GRADE
15,851 7%	14,291 6%	3,083 1%	13,374 6%
8TH GRADE	9TH GRADE	10TH GRADE	11TH GRADE
12,704 5%	17,769 7%	17,065 7%	11,938 5%
12TH GRADE	UNGRADED SECONDARY		
7,197 3%	3,938 2%		

© COPYRIGHT NEW YORK STATE EDUCATION DEPARTMENT, ALL RIGHTS RESERVED.

THIS DOCUMENT WAS CREATED ON: JUNE 25, 2019, 11:54 AM EST