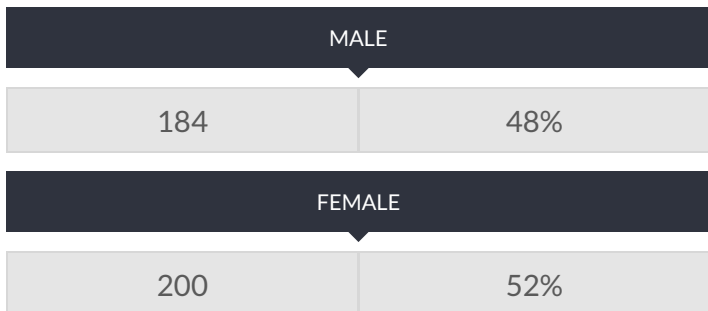


These enrollment data are collected as part of NYSED's Student Information Repository System (SIRS). These counts are as of "BEDS Day" which is typically the first Wednesday in October. Available are enrollment counts for public and charter school students by various demographics for the 2016 - 17 school year. For nonpublic school enrollment data please see the [Non-Public School Enrollment and Staff information](#) on our Information and Reporting Services webpage.

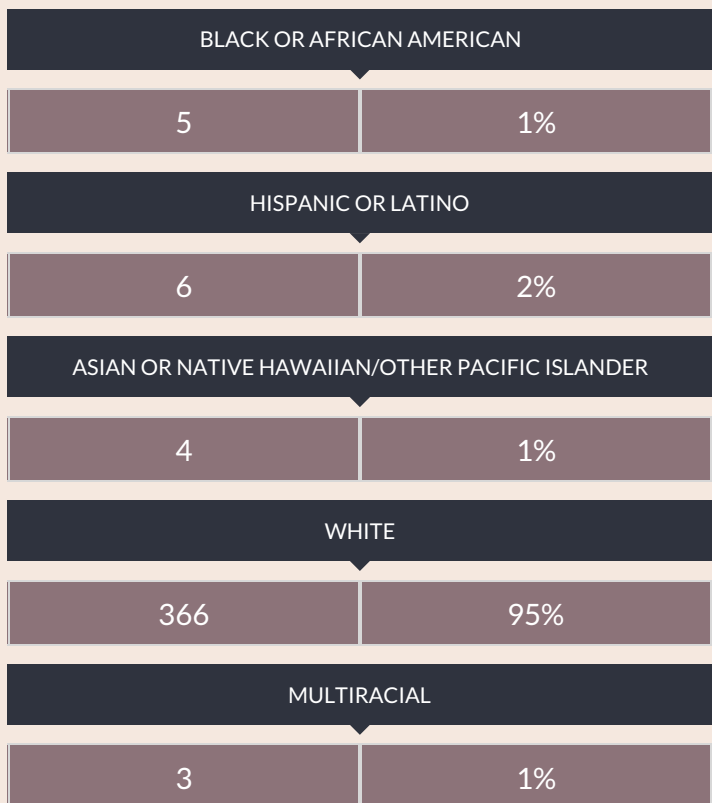
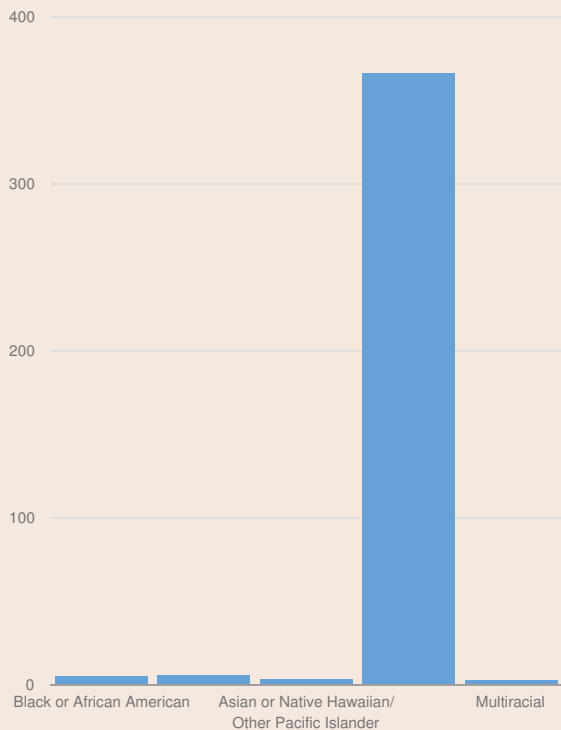
## MIDDLEBURGH JUNIOR/SENIOR HIGH SCH ENROLLMENT (2016 - 17)

K-12 Enrollment: 384

### ENROLLMENT BY GENDER



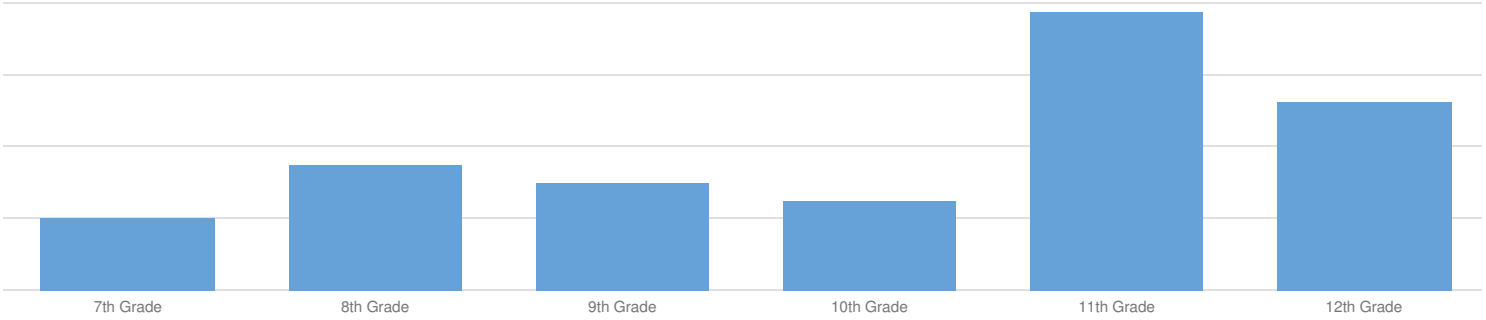
### ENROLLMENT BY ETHNICITY



## OTHER GROUPS

ENGLISH LANGUAGE LEARNERS		STUDENTS WITH DISABILITIES		ECONOMICALLY DISADVANTAGED	
—	—	63	16%	188	49%

## ENROLLMENT BY GRADE



7TH GRADE		8TH GRADE		9TH GRADE		10TH GRADE	
56	15%	62	16%	60	16%	58	15%
11TH GRADE		12TH GRADE					
79	21%	69	18%				

© COPYRIGHT NEW YORK STATE EDUCATION DEPARTMENT, ALL RIGHTS RESERVED.

THIS DOCUMENT WAS CREATED ON: JULY 23, 2019, 9:08 PM EST