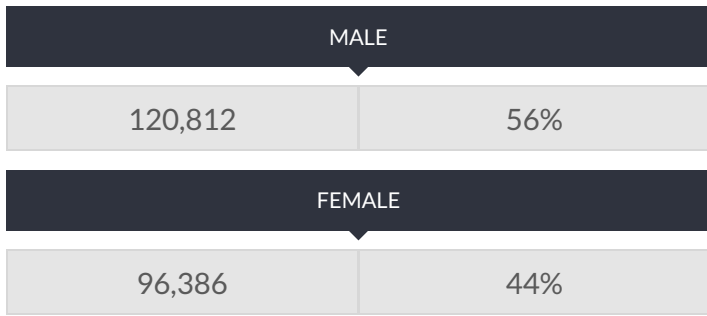
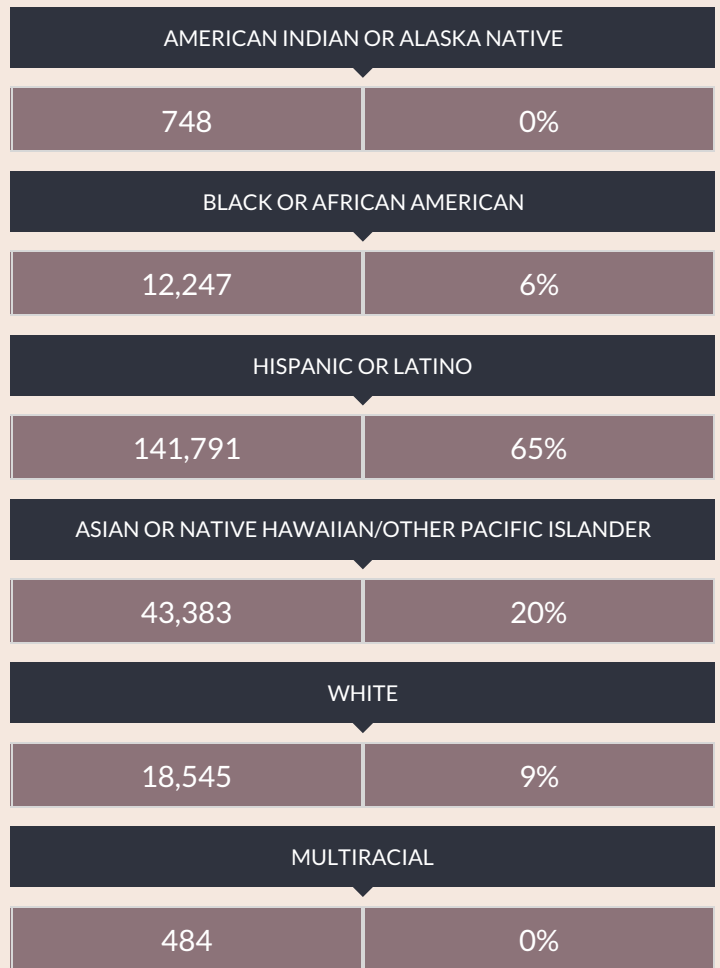


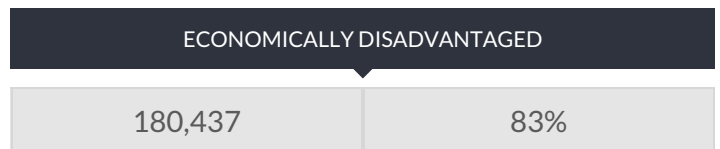
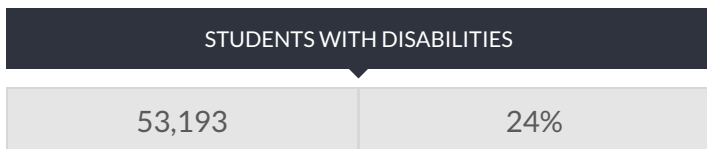
ENROLLMENT BY GENDER



ENROLLMENT BY ETHNICITY



OTHER GROUPS



ENROLLMENT BY GRADE

| | | | |
|-------------------------|---------------------------|----------------------------|---------------------|
| PRE-K (HALF DAY) | PRE-K (FULL DAY) | K (HALF DAY) | K (FULL DAY) |
| 491 0% | 325 0% | 379 0% | 26,450 12% |
| 1ST GRADE | 2ND GRADE | 3RD GRADE | 4TH GRADE |
| 28,070 13% | 22,842 11% | 18,137 8% | 16,483 8% |
| 5TH GRADE | 6TH GRADE | UNGRADED ELEMENTARY | 7TH GRADE |
| 13,506 6% | 13,417 6% | 2,875 1% | 12,061 6% |
| 8TH GRADE | 9TH GRADE | 10TH GRADE | 11TH GRADE |
| 11,801 5% | 16,407 8% | 14,977 7% | 9,713 4% |
| 12TH GRADE | UNGRADED SECONDARY | | |
| 6,450 3% | 3,630 2% | | |

© COPYRIGHT NEW YORK STATE EDUCATION DEPARTMENT, ALL RIGHTS RESERVED.

THIS DOCUMENT WAS CREATED ON: JUNE 25, 2019, 10:30 PM EST