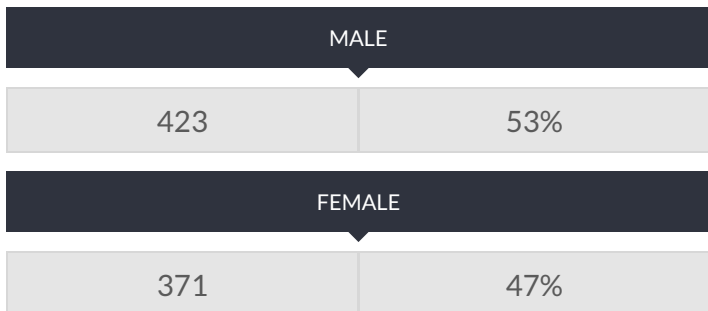


These enrollment data are collected as part of NYSED's Student Information Repository System (SIRS). These counts are as of "BEDS Day" which is typically the first Wednesday in October. Available are enrollment counts for public and charter school students by various demographics for the 2016 - 17 school year. For nonpublic school enrollment data please see the [Non-Public School Enrollment and Staff information](#) on our Information and Reporting Services webpage.

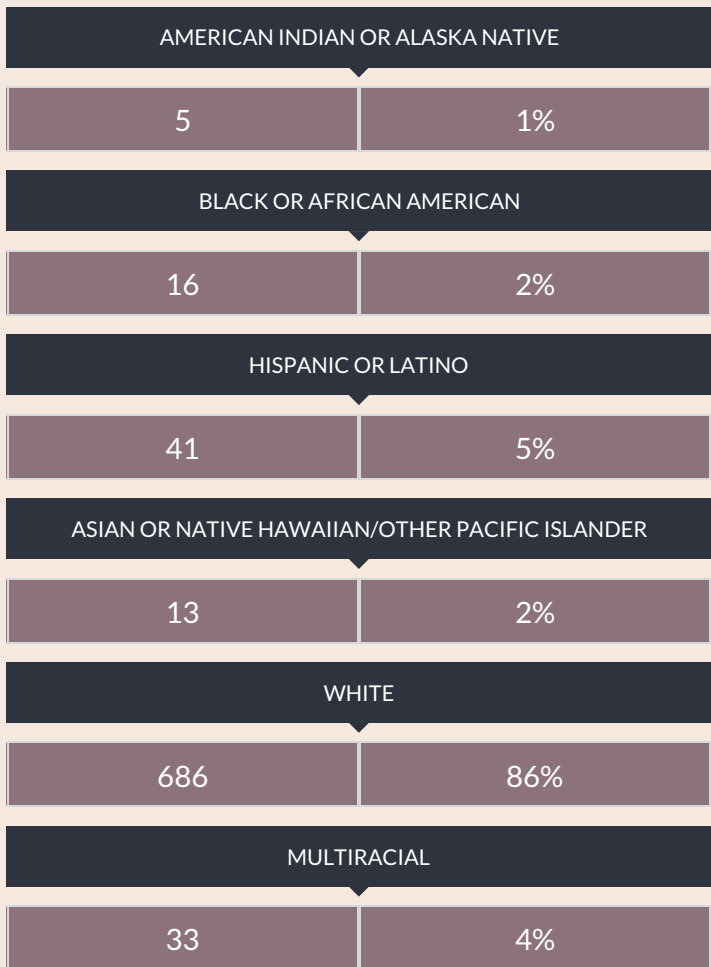
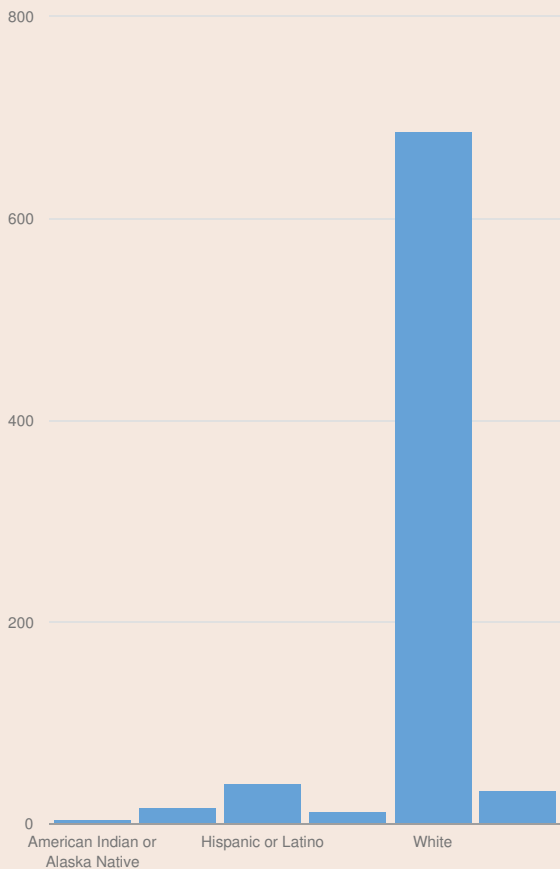
CANANDAIGUA MIDDLE SCHOOL ENROLLMENT (2016 - 17)

K-12 Enrollment: 794

ENROLLMENT BY GENDER



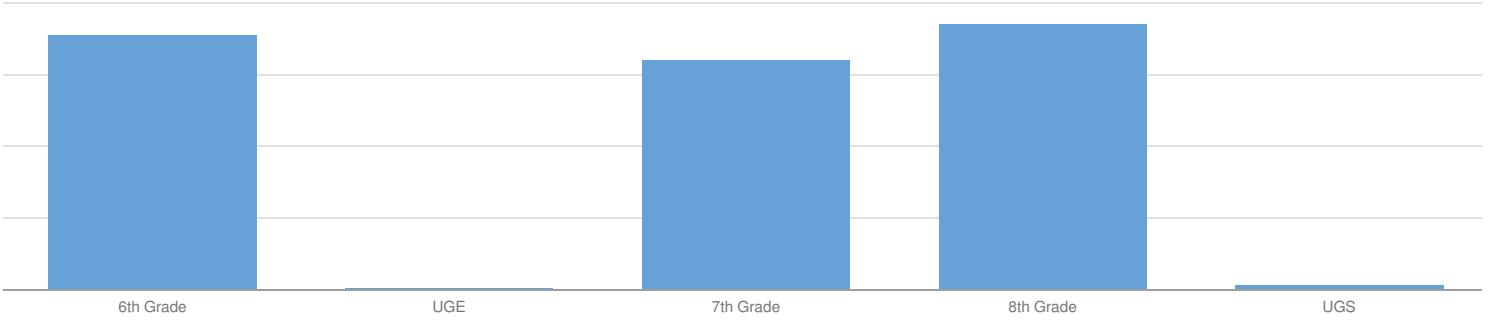
ENROLLMENT BY ETHNICITY



OTHER GROUPS

ENGLISH LANGUAGE LEARNERS		STUDENTS WITH DISABILITIES		ECONOMICALLY DISADVANTAGED	
—	—	133	17%	290	37%

ENROLLMENT BY GRADE



6TH GRADE		UNGRADED ELEMENTARY		7TH GRADE		8TH GRADE	
267	34%	2	0%	241	30%	278	35%
UNGRADED SECONDARY							
6	1%						

© COPYRIGHT NEW YORK STATE EDUCATION DEPARTMENT, ALL RIGHTS RESERVED.

THIS DOCUMENT WAS CREATED ON: NOVEMBER 17, 2019, 11:07 AM EST