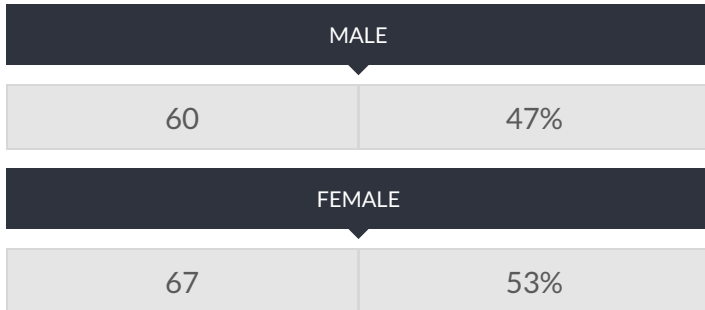


These enrollment data are collected as part of NYSED's Student Information Repository System (SIRS). These counts are as of "BEDS Day" which is typically the first Wednesday in October. Available are enrollment counts for public and charter school students by various demographics for the 2012 - 13 school year. For nonpublic school enrollment data please see the [Non-Public School Enrollment and Staff information](#) on our Information and Reporting Services webpage.

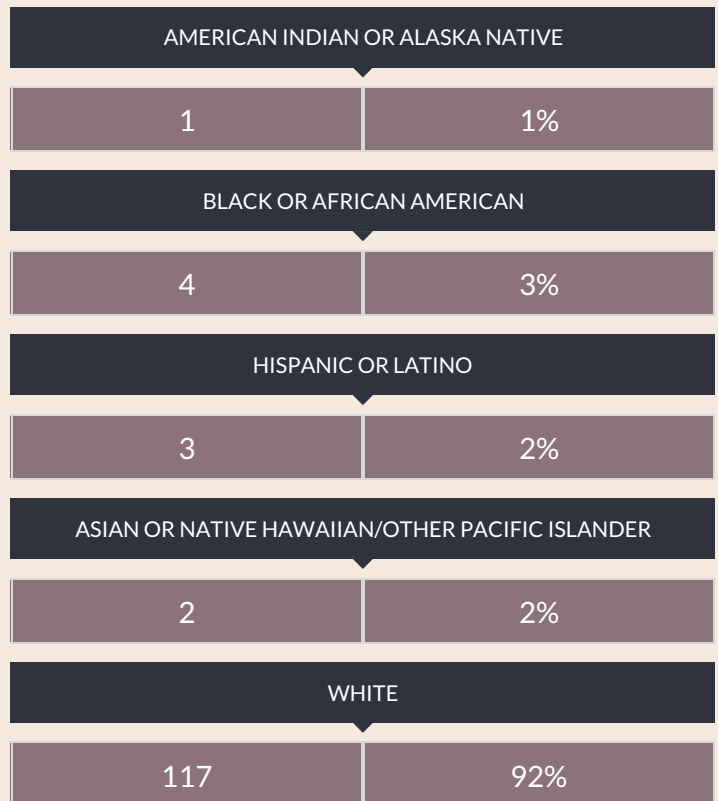

CLIFTON-FINE JUNIOR-SENIOR HIGH SCH ENROLLMENT (2012 - 13)

K-12 Enrollment: 127

ENROLLMENT BY GENDER



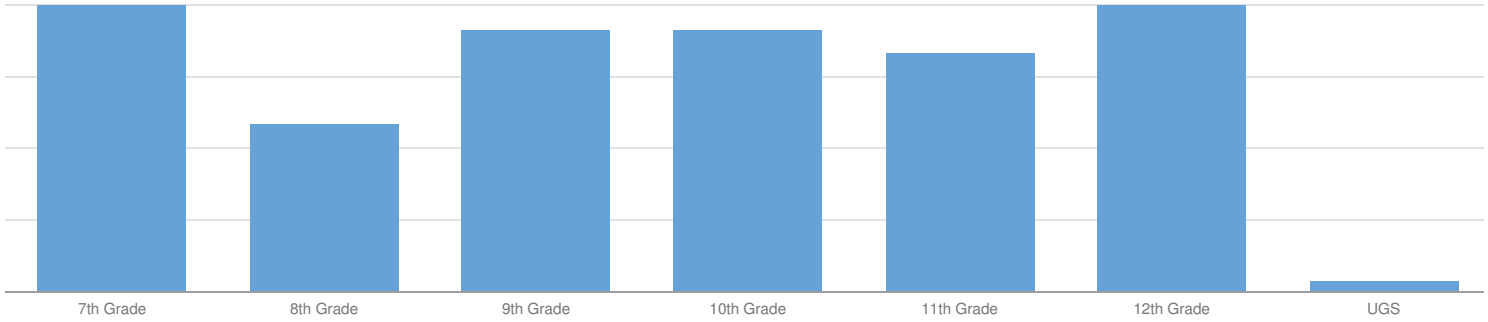
ENROLLMENT BY ETHNICITY



OTHER GROUPS

ENGLISH LANGUAGE LEARNERS		STUDENTS WITH DISABILITIES		ECONOMICALLY DISADVANTAGED	
—	—	21	17%	74	58%

ENROLLMENT BY GRADE



7TH GRADE	8TH GRADE	9TH GRADE	10TH GRADE
24 19%	14 11%	22 17%	22 17%
11TH GRADE	12TH GRADE	UNGRADED SECONDARY	
20 16%	24 19%	1 1%	

© COPYRIGHT NEW YORK STATE EDUCATION DEPARTMENT, ALL RIGHTS RESERVED.

THIS DOCUMENT WAS CREATED ON: JULY 21, 2019, 12:47 PM EST