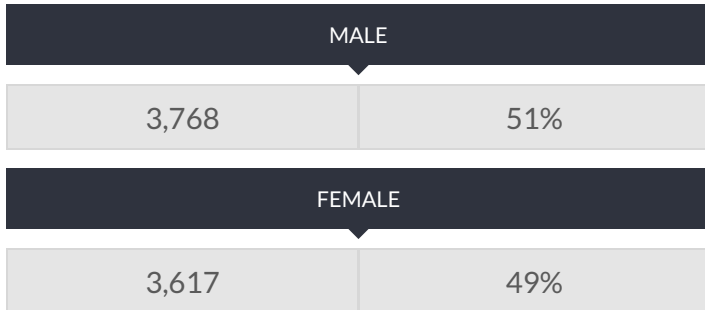


These enrollment data are collected as part of NYSED's Student Information Repository System (SIRS). These counts are as of "BEDS Day" which is typically the first Wednesday in October. Available are enrollment counts for public and charter school students by various demographics for the 2013 - 14 school year. For nonpublic school enrollment data please see the [Non-Public School Enrollment and Staff information](#) on our Information and Reporting Services webpage.

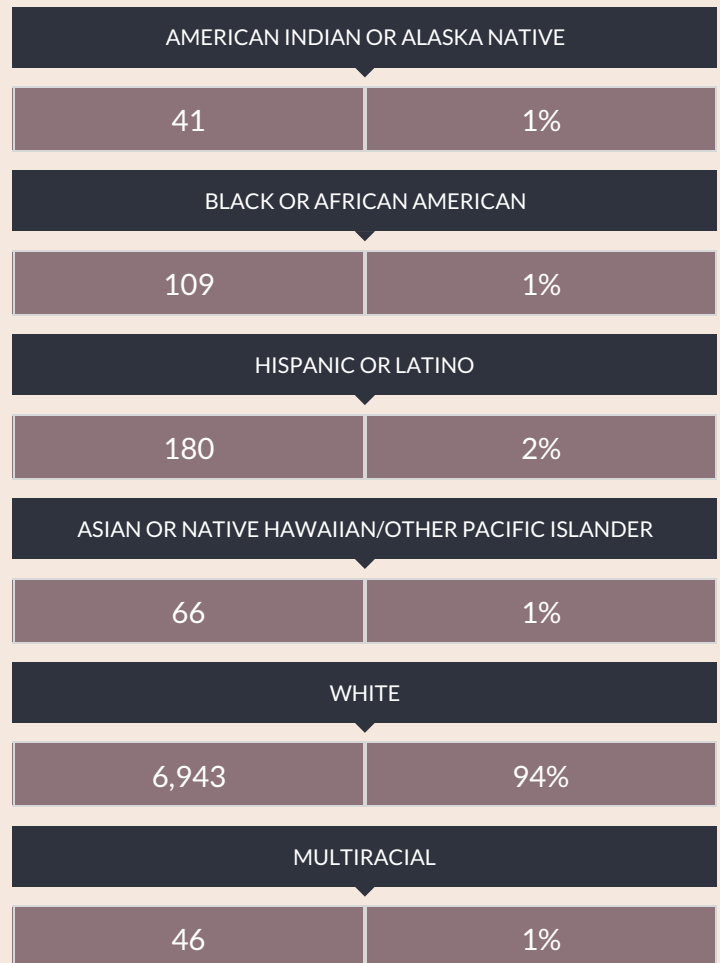
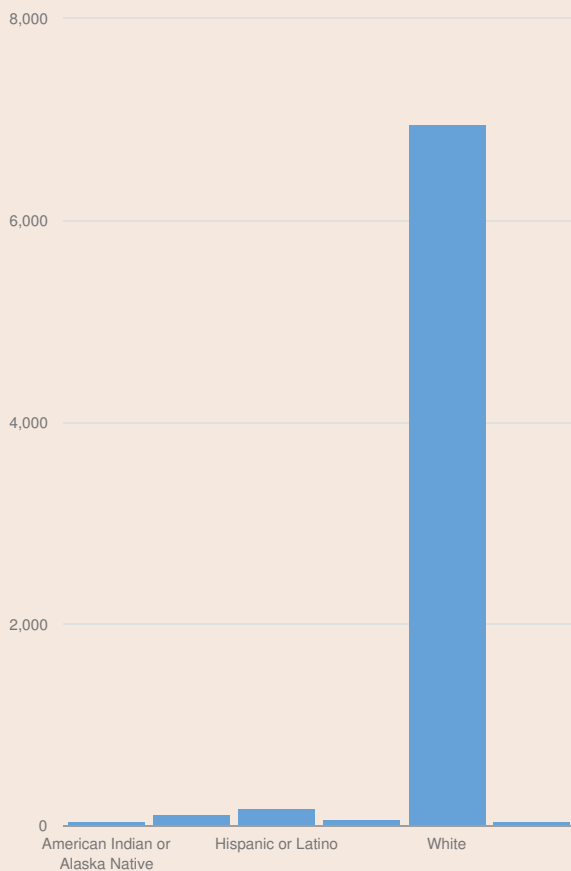
CHENANGO COUNTY PUBLIC SCHOOL ENROLLMENT (2013 - 14)

K-12 Enrollment: 7,385

ENROLLMENT BY GENDER



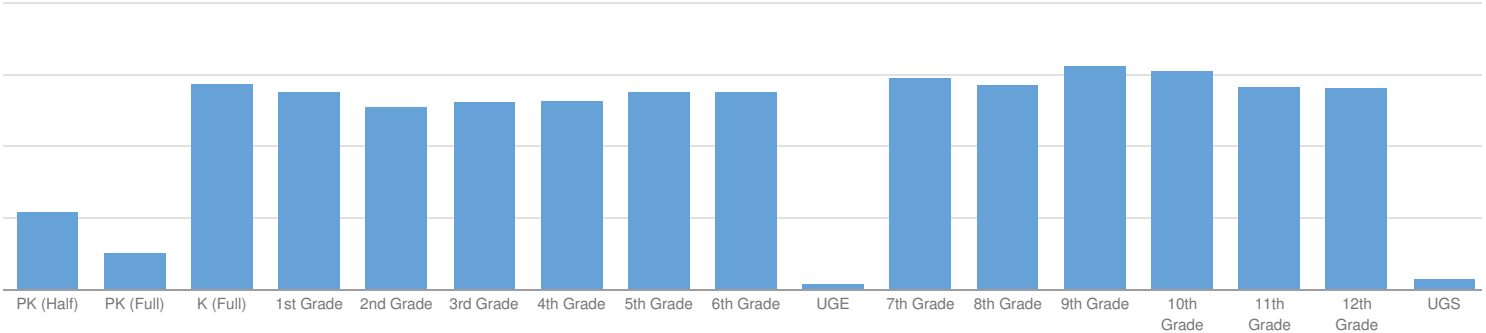
ENROLLMENT BY ETHNICITY



OTHER GROUPS

ENGLISH LANGUAGE LEARNERS		STUDENTS WITH DISABILITIES		ECONOMICALLY DISADVANTAGED	
11	0%	1,185	16%	4,171	56%

ENROLLMENT BY GRADE



PRE-K (HALF DAY)	PRE-K (FULL DAY)	K (FULL DAY)	1ST GRADE
218 3%	104 1%	574 7%	553 7%
2ND GRADE	3RD GRADE	4TH GRADE	5TH GRADE
512 7%	526 7%	529 7%	554 7%
6TH GRADE	UNGRADED ELEMENTARY	7TH GRADE	8TH GRADE
554 7%	18 0%	594 8%	571 7%
9TH GRADE	10TH GRADE	11TH GRADE	12TH GRADE
624 8%	611 8%	569 7%	565 7%
UNGRADED SECONDARY			
31 0%			