

COLUMBIA COUNTY GRADUATION PATHWAYS DATA

The Board of Regents approved regulations establishing multiple, comparably rigorous assessment pathways to graduation for all students. The recently approved regulations recognize the importance of engaging students' interests in rigorous and relevant academic programs in the Arts; Languages other than English (LOTE)/Biliteracy; Career and Technical Education (CTE); Humanities; Science, Technology, Engineering and Mathematics (STEM); and Career Developmental Occupational Studies (CDOS). The revised regulation allows students to use a passing score on an approved pathway assessment or successful completion of program requirements for the CDOS credential toward meeting the assessment requirements for graduation.

Complete information on the types of diploma credentials which can be earned and the criteria for each.

Additional information on Graduation Pathways can be found on the [Curriculum and Instruction site](#).

PATHWAYS FOR ALL STUDENTS

TOTAL GRADUATES IN COHORT: 499

HUMANITIES		HUMANITIES ALTERNATIVE	
443	89%	0	0%
ARTS		CAREER AND TECHNICAL EDUCATION	
0	0%	7	1%
MATH		SCIENCE	
6	1%	20	4%
CAREER DEVELOPMENT AND OCCUPATIONAL STUDIES		LANGUAGES OTHER THAN ENGLISH	
23	5%	0	0%

PATHWAYS FOR FEMALE STUDENTS

TOTAL GRADUATES IN COHORT: 244

HUMANITIES		HUMANITIES ALTERNATIVE	
217	89%	0	0%
ARTS		CAREER AND TECHNICAL EDUCATION	
0	0%	0	0%
MATH		SCIENCE	
4	2%	9	4%
CAREER DEVELOPMENT AND OCCUPATIONAL STUDIES		LANGUAGES OTHER THAN ENGLISH	
14	6%	0	0%

PATHWAYS FOR MALE STUDENTS

TOTAL GRADUATES IN COHORT: 255

HUMANITIES

226	89%
-----	-----

ARTS

0	0%
---	----

MATH

2	1%
---	----

CAREER DEVELOPMENT AND OCCUPATIONAL STUDIES

9	4%
---	----

HUMANITIES ALTERNATIVE

0	0%
---	----

CAREER AND TECHNICAL EDUCATION

7	3%
---	----

SCIENCE

11	4%
----	----

LANGUAGES OTHER THAN ENGLISH

0	0%
---	----

PATHWAYS FOR MULTIRACIAL STUDENTS

TOTAL GRADUATES IN COHORT: 15

HUMANITIES

13	87%
----	-----

ARTS

0	0%
---	----

MATH

1	7%
---	----

CAREER DEVELOPMENT AND OCCUPATIONAL STUDIES

1	7%
---	----

HUMANITIES ALTERNATIVE

0	0%
---	----

CAREER AND TECHNICAL EDUCATION

0	0%
---	----

SCIENCE

0	0%
---	----

LANGUAGES OTHER THAN ENGLISH

0	0%
---	----

PATHWAYS FOR AMERICAN INDIAN OR ALASKA NATIVE STUDENTS

TOTAL GRADUATES IN COHORT: 1

HUMANITIES

1	100%
---	------

ARTS

0	0%
---	----

MATH

0	0%
---	----

CAREER DEVELOPMENT AND OCCUPATIONAL STUDIES

0	0%
---	----

HUMANITIES ALTERNATIVE

0	0%
---	----

CAREER AND TECHNICAL EDUCATION

0	0%
---	----

SCIENCE

0	0%
---	----

LANGUAGES OTHER THAN ENGLISH

0	0%
---	----

0

0%

PATHWAYS FOR ASIAN OR NATIVE HAWAIIAN/OTHER PACIFIC ISLANDER STUDENTS

TOTAL GRADUATES IN COHORT: 19

HUMANITIES

19

100%

ARTS

0

0%

MATH

0

0%

CAREER DEVELOPMENT AND OCCUPATIONAL STUDIES

0

0%

HUMANITIES ALTERNATIVE

0

0%

CAREER AND TECHNICAL EDUCATION

0

0%

SCIENCE

0

0%

LANGUAGES OTHER THAN ENGLISH

0

0%

PATHWAYS FOR WHITE STUDENTS

TOTAL GRADUATES IN COHORT: 392

HUMANITIES

350

89%

ARTS

0

0%

MATH

4

1%

CAREER DEVELOPMENT AND OCCUPATIONAL STUDIES

15

4%

HUMANITIES ALTERNATIVE

0

0%

CAREER AND TECHNICAL EDUCATION

6

2%

SCIENCE

17

4%

LANGUAGES OTHER THAN ENGLISH

0

0%

PATHWAYS FOR BLACK OR AFRICAN AMERICAN STUDENTS

TOTAL GRADUATES IN COHORT: 32

HUMANITIES

24

75%

ARTS

0

0%

HUMANITIES ALTERNATIVE

0

0%

CAREER AND TECHNICAL EDUCATION

0

0%

MATH

0

0%

CAREER DEVELOPMENT AND OCCUPATIONAL STUDIES

5

16%

SCIENCE

3

9%

LANGUAGES OTHER THAN ENGLISH

0

0%

PATHWAYS FOR HISPANIC OR LATINO STUDENTS

TOTAL GRADUATES IN COHORT: 40

HUMANITIES

36

90%

ARTS

0

0%

MATH

1

3%

CAREER DEVELOPMENT AND OCCUPATIONAL STUDIES

2

5%

HUMANITIES ALTERNATIVE

0

0%

CAREER AND TECHNICAL EDUCATION

1

3%

SCIENCE

0

0%

LANGUAGES OTHER THAN ENGLISH

0

0%

PATHWAYS FOR GENERAL-EDUCATION STUDENTS

TOTAL GRADUATES IN COHORT: 440

HUMANITIES

403

92%

ARTS

0

0%

MATH

6

1%

CAREER DEVELOPMENT AND OCCUPATIONAL STUDIES

8

2%

HUMANITIES ALTERNATIVE

0

0%

CAREER AND TECHNICAL EDUCATION

7

2%

SCIENCE

16

4%

LANGUAGES OTHER THAN ENGLISH

0

0%

PATHWAYS FOR STUDENTS WITH DISABILITIES

TOTAL GRADUATES IN COHORT: 59

HUMANITIES

HUMANITIES ALTERNATIVE

40	68%
ARTS	
0	0%
MATH	
0	0%
CAREER DEVELOPMENT AND OCCUPATIONAL STUDIES	
15	25%

0	0%
CAREER AND TECHNICAL EDUCATION	
0	0%
SCIENCE	
4	7%
LANGUAGES OTHER THAN ENGLISH	
0	0%

PATHWAYS FOR NON-ENGLISH LANGUAGE LEARNERS STUDENTS

TOTAL GRADUATES IN COHORT: 498

HUMANITIES	
442	89%
ARTS	
0	0%
MATH	
6	1%
CAREER DEVELOPMENT AND OCCUPATIONAL STUDIES	
23	5%

HUMANITIES ALTERNATIVE	
0	0%
CAREER AND TECHNICAL EDUCATION	
7	1%
SCIENCE	
20	4%
LANGUAGES OTHER THAN ENGLISH	
0	0%

PATHWAYS FOR ENGLISH LANGUAGE LEARNERS STUDENTS

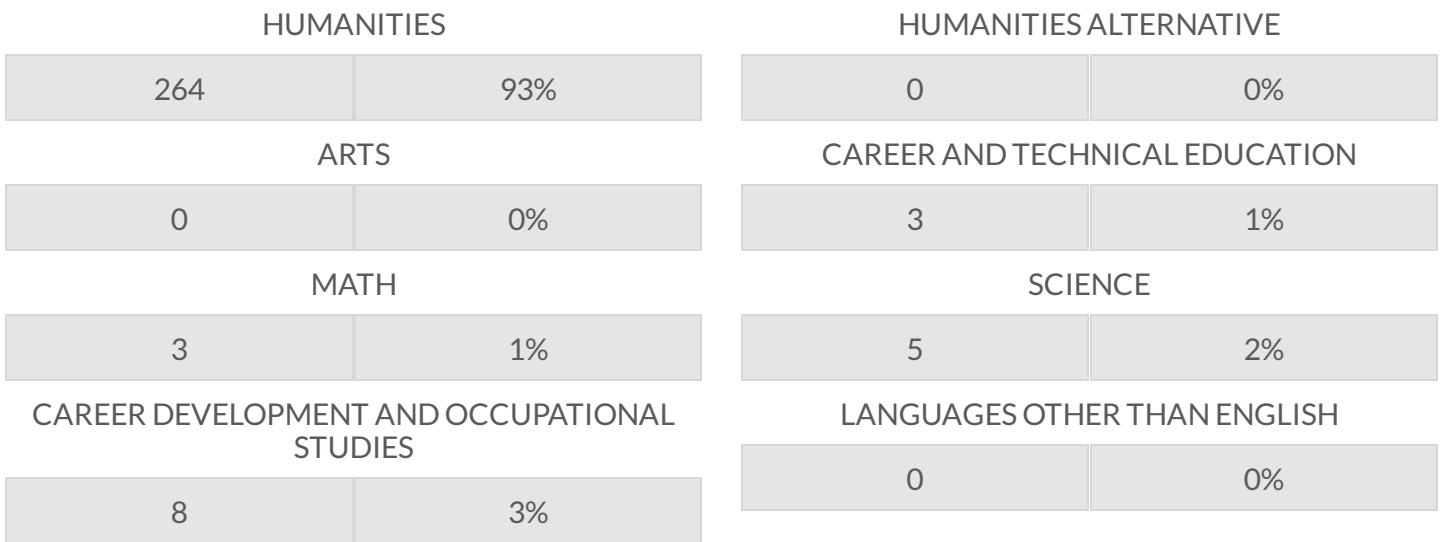
TOTAL GRADUATES IN COHORT: 1

HUMANITIES	
1	100%
ARTS	
0	0%
MATH	
0	0%
CAREER DEVELOPMENT AND OCCUPATIONAL STUDIES	
0	0%

HUMANITIES ALTERNATIVE	
0	0%
CAREER AND TECHNICAL EDUCATION	
0	0%
SCIENCE	
0	0%
LANGUAGES OTHER THAN ENGLISH	
0	0%

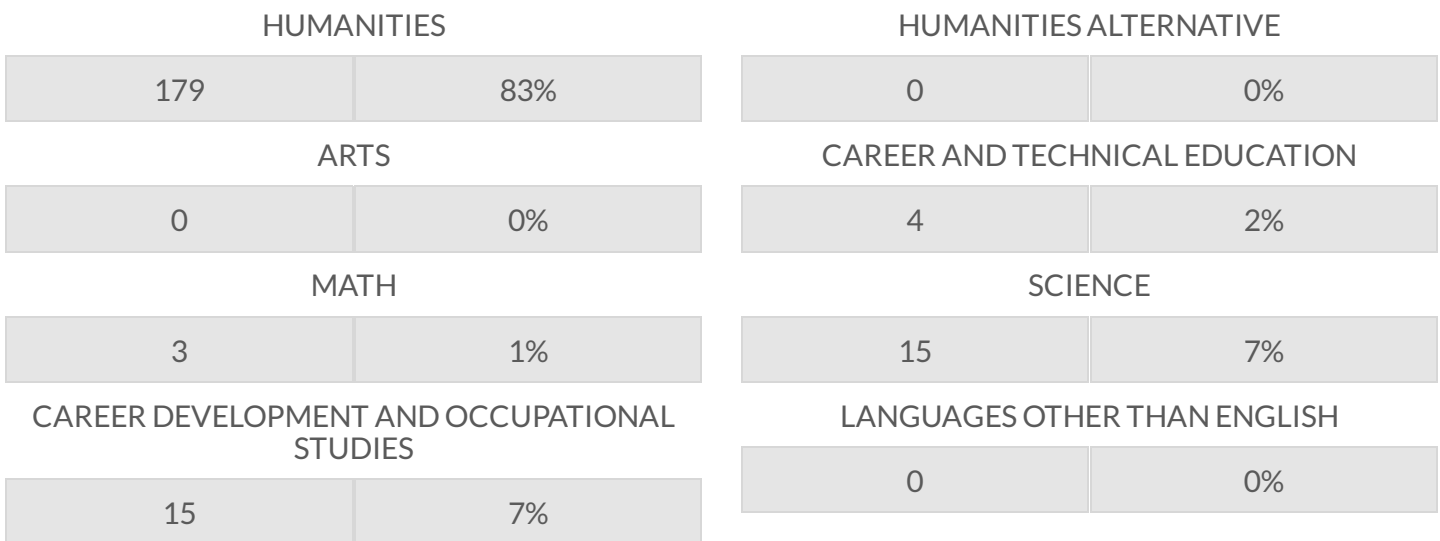
PATHWAYS FOR NOT ECONOMICALLY DISADVANTAGED STUDENTS

TOTAL GRADUATES IN COHORT: 283



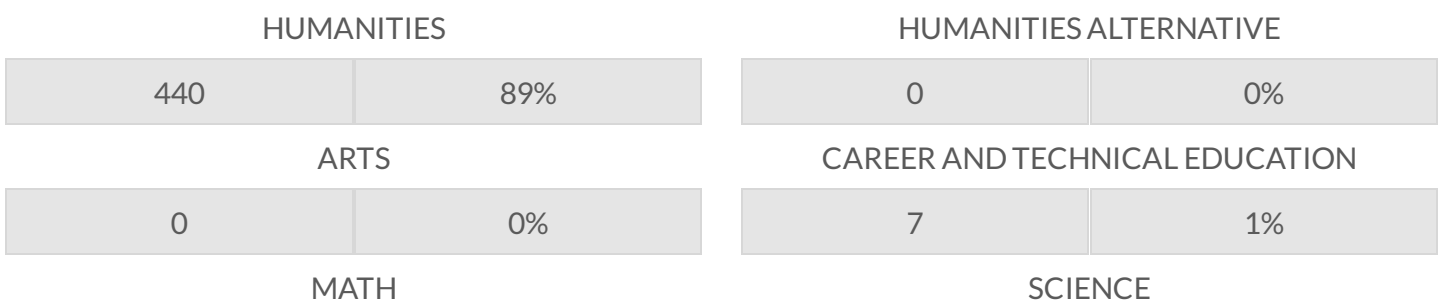
PATHWAYS FOR ECONOMICALLY DISADVANTAGED STUDENTS

TOTAL GRADUATES IN COHORT: 216



PATHWAYS FOR NOT MIGRANT STUDENTS

TOTAL GRADUATES IN COHORT: 495



6	1%
---	----

CAREER DEVELOPMENT AND OCCUPATIONAL STUDIES

22	4%
----	----

20	4%
----	----

LANGUAGES OTHER THAN ENGLISH

0	0%
---	----

PATHWAYS FOR MIGRANT STUDENTS

TOTAL GRADUATES IN COHORT: 4

HUMANITIES

3	75%
---	-----

ARTS

0	0%
---	----

MATH

0	0%
---	----

CAREER DEVELOPMENT AND OCCUPATIONAL STUDIES

1	25%
---	-----

HUMANITIES ALTERNATIVE

0	0%
---	----

CAREER AND TECHNICAL EDUCATION

0	0%
---	----

SCIENCE

0	0%
---	----

LANGUAGES OTHER THAN ENGLISH

0	0%
---	----

© COPYRIGHT NEW YORK STATE EDUCATION DEPARTMENT, ALL RIGHTS RESERVED.

THIS DOCUMENT WAS CREATED ON: MARCH 20, 2019, 3:21 AM EST