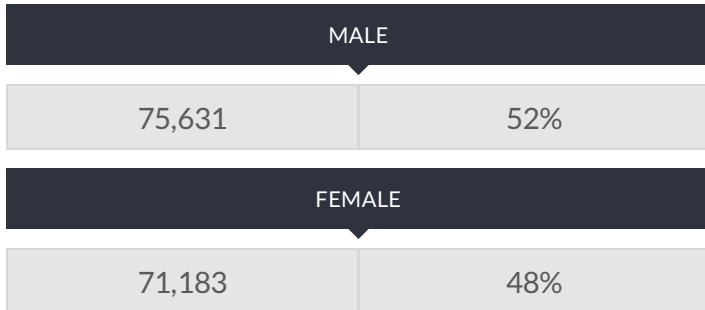


These enrollment data are collected as part of NYSED's Student Information Repository System (SIRS). These counts are as of "BEDS Day" which is typically the first Wednesday in October. Available are enrollment counts for public and charter school students by various demographics for the 2016 - 17 school year. For nonpublic school enrollment data please see the [Non-Public School Enrollment and Staff information](#) on our Information and Reporting Services webpage.

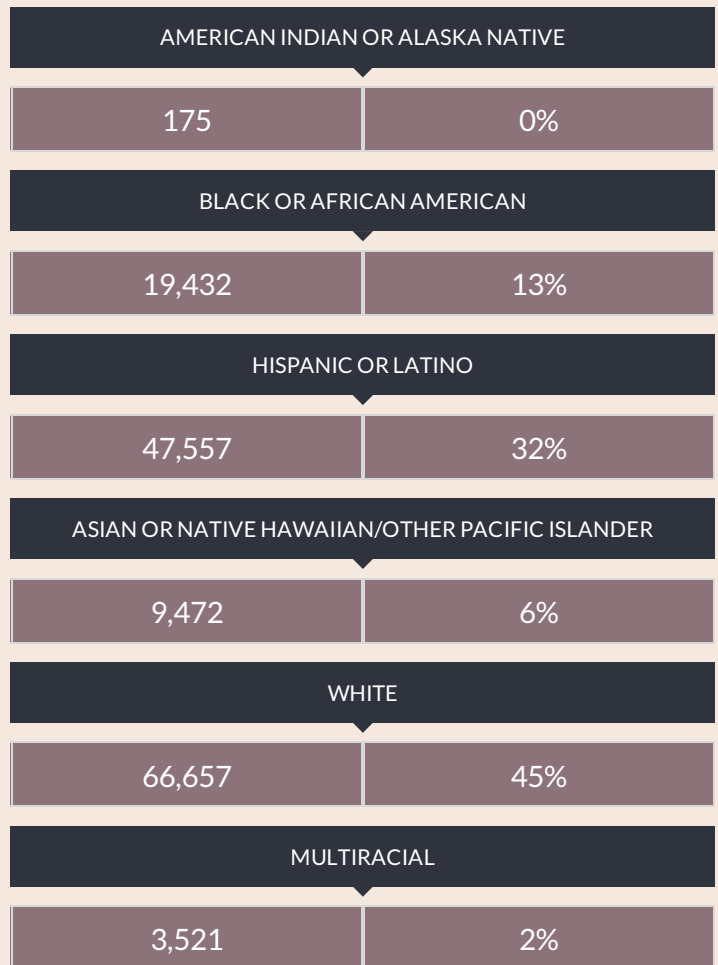
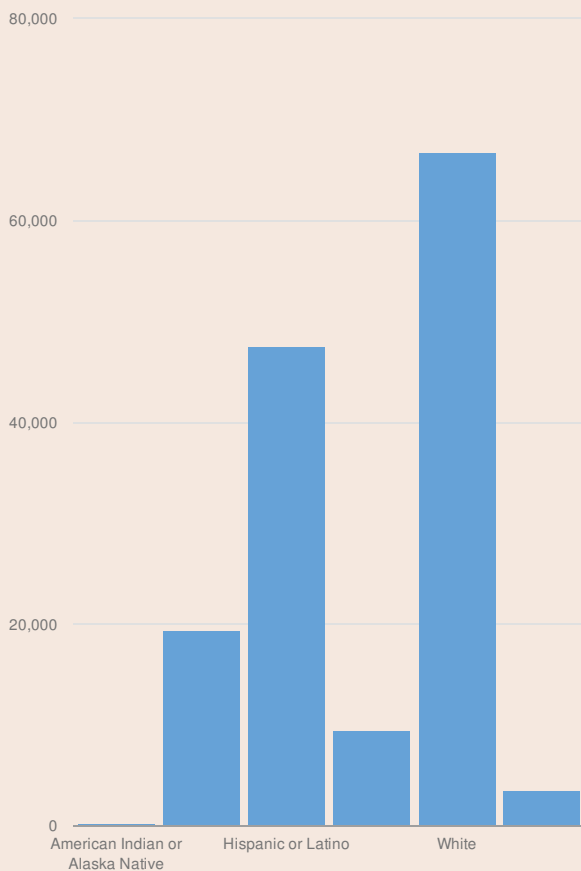
WESTCHESTER COUNTY PUBLIC SCHOOL ENROLLMENT (2016 - 17)

K-12 Enrollment: 146,814

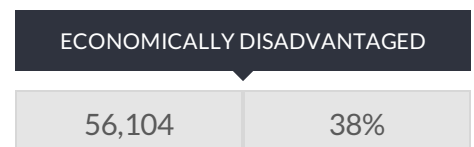
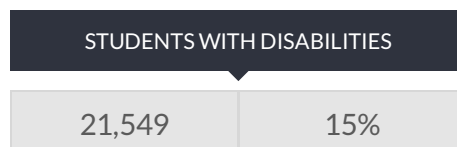
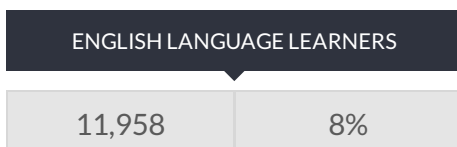
ENROLLMENT BY GENDER



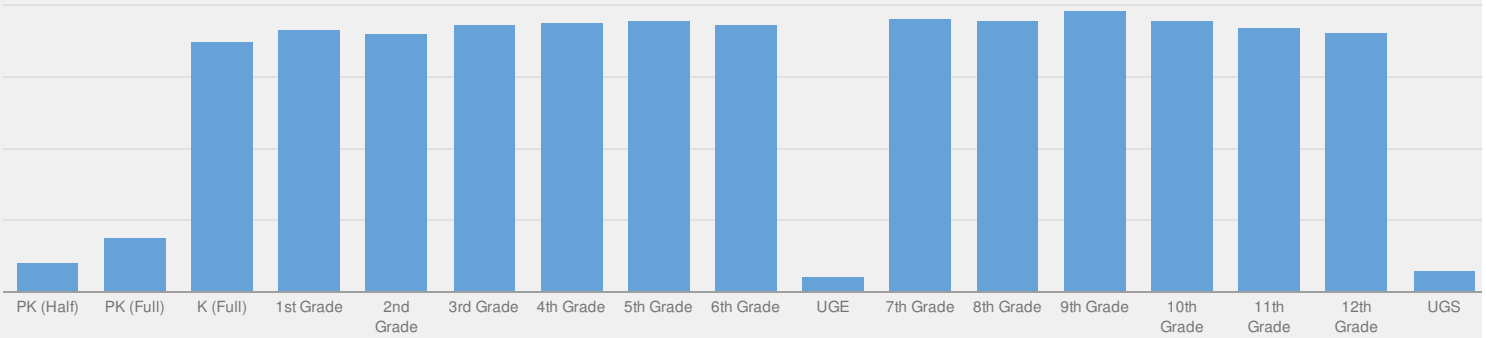
ENROLLMENT BY ETHNICITY



OTHER GROUPS



ENROLLMENT BY GRADE



PRE-K (HALF DAY)	PRE-K (FULL DAY)	K (FULL DAY)	1ST GRADE
1,251 1%	2,309 2%	10,522 7%	10,968 7%
2ND GRADE	3RD GRADE	4TH GRADE	5TH GRADE
10,822 7%	11,170 7%	11,317 8%	11,335 8%
6TH GRADE	UNGRADED ELEMENTARY	7TH GRADE	8TH GRADE
11,200 7%	643 0%	11,472 8%	11,356 8%
9TH GRADE	10TH GRADE	11TH GRADE	12TH GRADE
11,788 8%	11,374 8%	11,068 7%	10,854 7%
UNGRADED SECONDARY			
925 1%			

© COPYRIGHT NEW YORK STATE EDUCATION DEPARTMENT, ALL RIGHTS RESERVED.

THIS DOCUMENT WAS CREATED ON: JANUARY 21, 2019, 4:28 AM EST