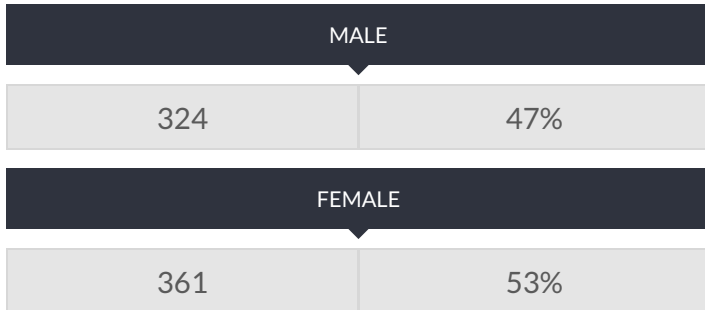


These enrollment data are collected as part of NYSED's Student Information Repository System (SIRS). These counts are as of "BEDS Day" which is typically the first Wednesday in October. Available are enrollment counts for public and charter school students by various demographics for the 2016 - 17 school year. For nonpublic school enrollment data please see the [Non-Public School Enrollment and Staff information](#) on our Information and Reporting Services webpage.

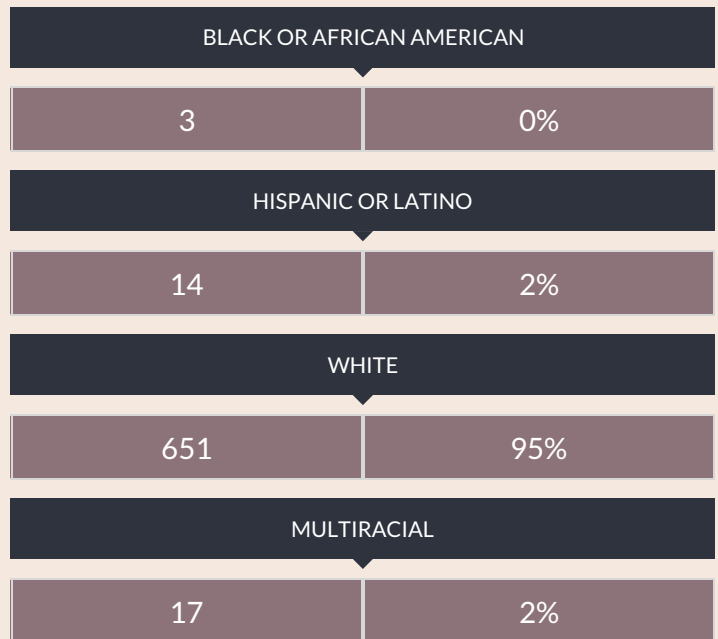
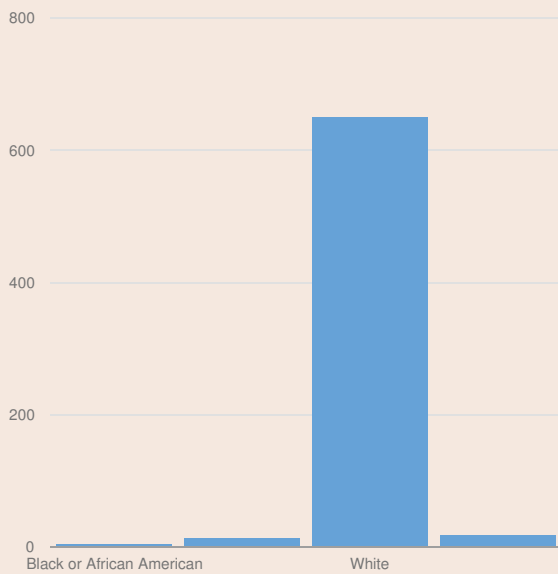
WEST CANADA VALLEY CSD ENROLLMENT (2016 - 17)

K-12 Enrollment: 685

ENROLLMENT BY GENDER



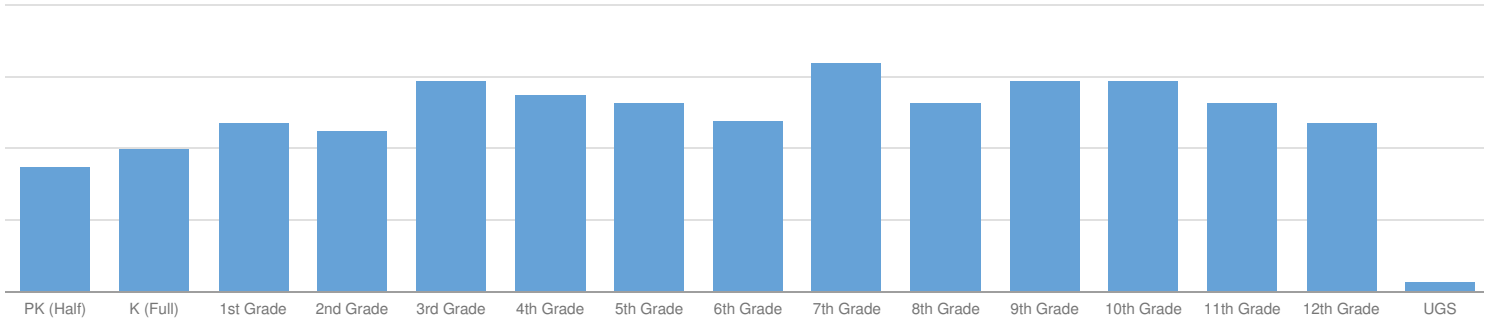
ENROLLMENT BY ETHNICITY



OTHER GROUPS

ENGLISH LANGUAGE LEARNERS		STUDENTS WITH DISABILITIES		ECONOMICALLY DISADVANTAGED	
9	1%	86	13%	347	51%

ENROLLMENT BY GRADE



PRE-K (HALF DAY)	K (FULL DAY)	1ST GRADE	2ND GRADE
35 5%	40 6%	47 7%	45 6%
3RD GRADE	4TH GRADE	5TH GRADE	6TH GRADE
59 8%	55 8%	53 7%	48 7%
7TH GRADE	8TH GRADE	9TH GRADE	10TH GRADE
64 9%	53 7%	59 8%	59 8%
11TH GRADE	12TH GRADE	UNGRADED SECONDARY	
53 7%	47 7%	3 0%	