
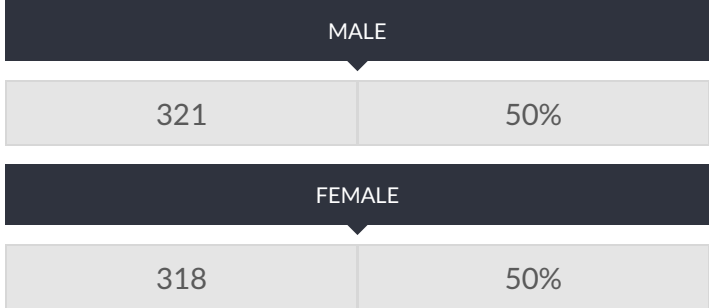


These enrollment data are collected as part of NYSED's Student Information Repository System (SIRS). These counts are as of "BEDS Day" which is typically the first Wednesday in October. Available are enrollment counts for public and charter school students by various demographics for the 2016 - 17 school year. For nonpublic school enrollment data please see the [Non-Public School Enrollment and Staff information](#) on our Information and Reporting Services webpage.

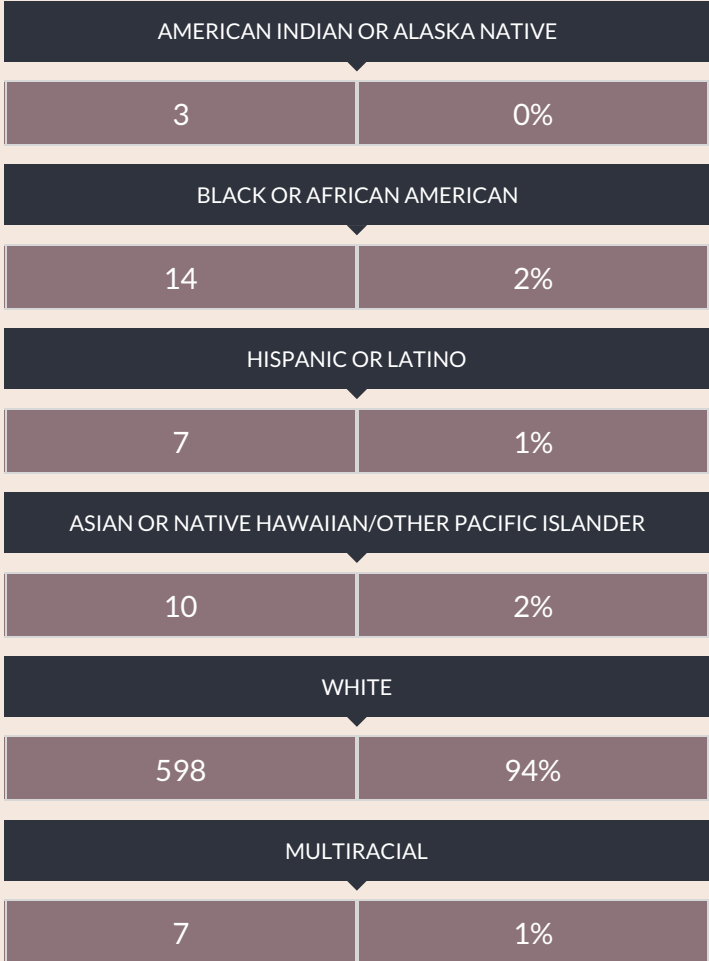
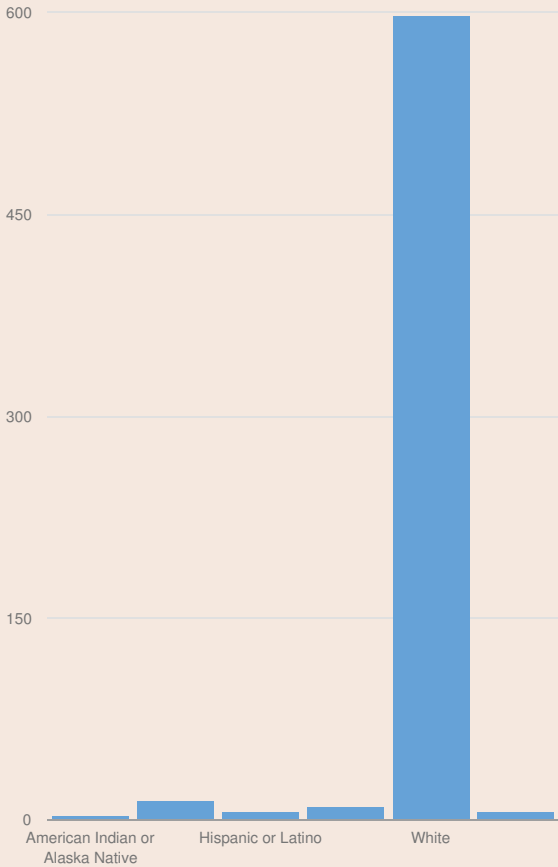
ALLEGANY-LIMESTONE MIDDLE-HIGH ENROLLMENT (2016 - 17)

K-12 Enrollment: 639

ENROLLMENT BY GENDER



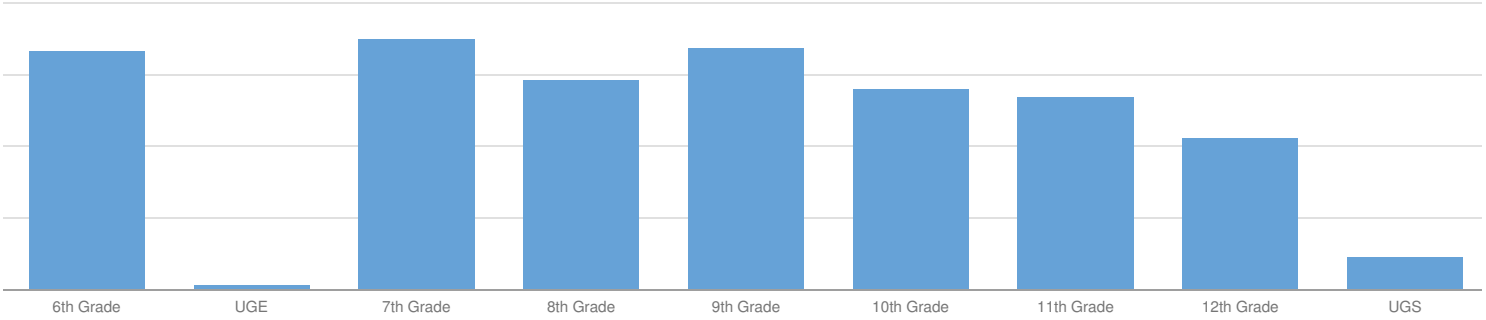
ENROLLMENT BY ETHNICITY



OTHER GROUPS

ENGLISH LANGUAGE LEARNERS		STUDENTS WITH DISABILITIES		ECONOMICALLY DISADVANTAGED	
—	—	71	11%	210	33%

ENROLLMENT BY GRADE



6TH GRADE	UNGRADED ELEMENTARY	7TH GRADE	8TH GRADE
100 16%	2 0%	105 16%	88 14%
9TH GRADE	10TH GRADE	11TH GRADE	12TH GRADE
101 16%	84 13%	81 13%	64 10%
UNGRADED SECONDARY			
14 2%			

© COPYRIGHT NEW YORK STATE EDUCATION DEPARTMENT, ALL RIGHTS RESERVED.

THIS DOCUMENT WAS CREATED ON: NOVEMBER 17, 2019, 12:53 PM EST