
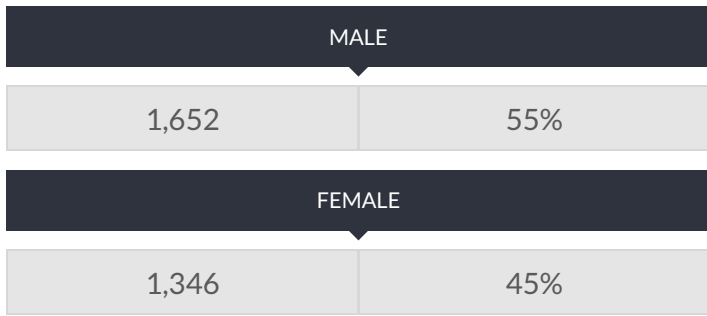
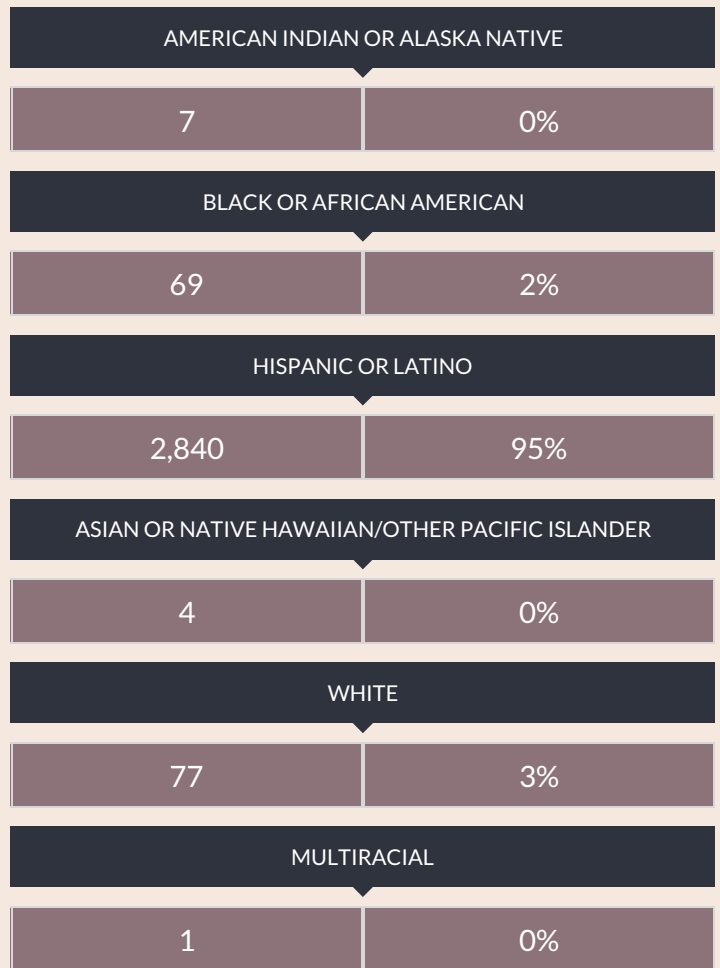


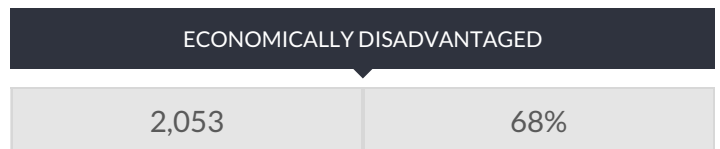
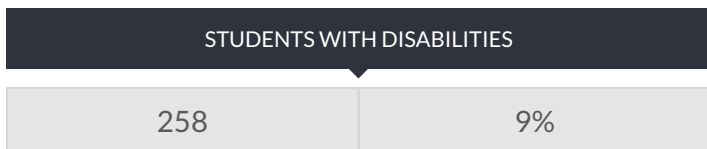
ENROLLMENT BY GENDER



ENROLLMENT BY ETHNICITY



OTHER GROUPS



ENROLLMENT BY GRADE

PRE-K (HALF DAY)	K (FULL DAY)	1ST GRADE	2ND GRADE
1 0%	270 9%	254 8%	334 11%
3RD GRADE	4TH GRADE	5TH GRADE	6TH GRADE
267 9%	217 7%	194 6%	177 6%
UNGRADED ELEMENTARY	7TH GRADE	8TH GRADE	9TH GRADE
24 1%	145 5%	154 5%	234 8%
10TH GRADE	11TH GRADE	12TH GRADE	UNGRADED SECONDARY
257 9%	242 8%	209 7%	20 1%

Data used to generate the Home Languages and the English Language Learners Breakdown tables differs from the rest of the report. Students included in the Home Languages and the English Language Learners Breakdown were those students who were identified as ELL during the school year. The rest of the report includes students who were ELL as of BEDS day.

HOME LANGUAGES

1	Spanish
2	Haitian Creole
3	English
4	Missing
5	French

ENGLISH LANGUAGE LEARNERS BREAKDOWN

NEWCOMERS	DEVELOPING	LONG TERM	SIFE
2732	457	253	3

© COPYRIGHT NEW YORK STATE EDUCATION DEPARTMENT, ALL RIGHTS RESERVED.

THIS DOCUMENT WAS CREATED ON: OCTOBER 23, 2019, 3:40 AM EST