

PS 30 WILTON GRADES 3-8 ELA ASSESSMENT DATA

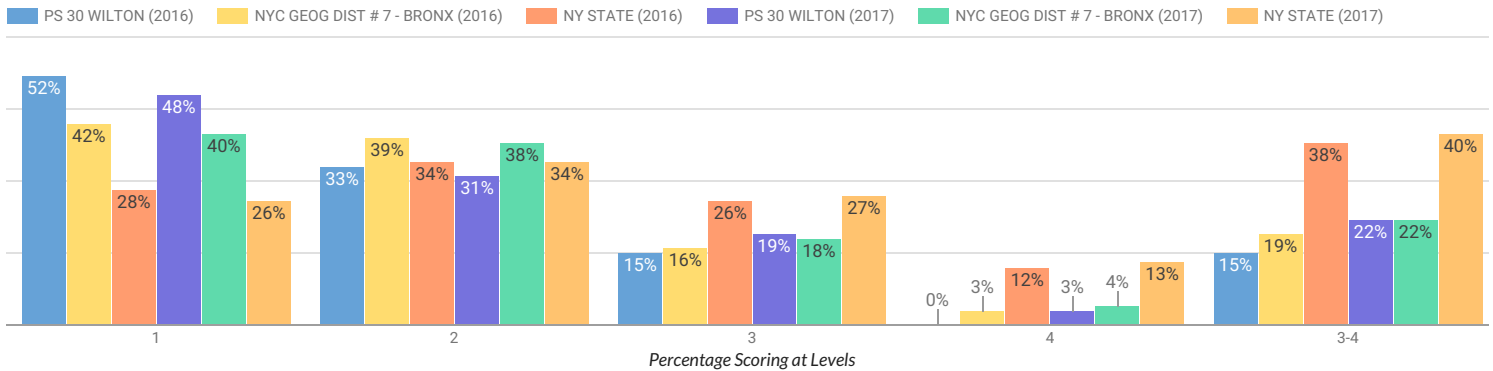
The grades 3-8 English Language Arts (ELA) and mathematics assessments measure the higher learning standards that were adopted by the State Board of Regents in 2010, which more accurately reflect students' progress toward college and career readiness. Data are available statewide and at the county, district, and school level.

Data available on this site are based on those reported by schools and districts to the State as of July 20, 2017 via the Student Information Repository System (SIRS). The New York State School Report Card 3-8 English Language Arts (ELA) and mathematics assessment data will be based on those data reported as of the final school year reporting deadline.

For more information and additional files, please view the [NYSED press release](#)

Due to changes in the 2016 exams, the proficiency rates from exams prior to 2016 are not directly comparable to the 2016 and 2017 proficiency rates.

[Assessment Data - Glossary of Terms](#) | [Assessment Data - Business Rules](#)



2016

ALL STUDENTS

PROFICIENT

41
15%

TOTAL TESTED: 274

LEVEL 1		LEVEL 2	
142	52%	91	33%
LEVEL 3		LEVEL 4	
40	15%	1	0%

2017

ALL STUDENTS

PROFICIENT

58
22%

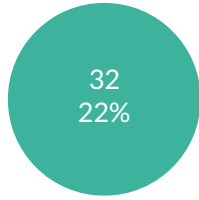
TOTAL TESTED: 268

LEVEL 1		LEVEL 2	
128	48%	82	31%
LEVEL 3		LEVEL 4	
51	19%	7	3%

BY GENDER

FEMALE

PROFICIENT



TOTAL TESTED: 143

LEVEL 1



LEVEL 2



LEVEL 3

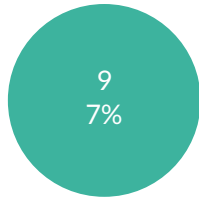


LEVEL 4



MALE

PROFICIENT



TOTAL TESTED: 131

LEVEL 1



LEVEL 2



LEVEL 3

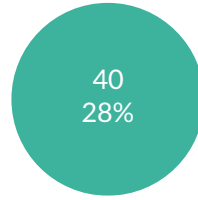


LEVEL 4




FEMALE

PROFICIENT



TOTAL TESTED: 142

LEVEL 1



LEVEL 2



LEVEL 3

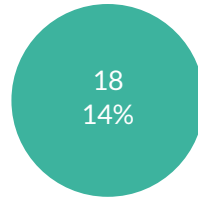


LEVEL 4



MALE

PROFICIENT



TOTAL TESTED: 126

LEVEL 1



LEVEL 2



LEVEL 3



LEVEL 4



BY ETHNICITY

MULTIRACIAL

PROFICIENT



TOTAL TESTED: 0

LEVEL 1



LEVEL 2



LEVEL 3



LEVEL 4



AMERICAN INDIAN OR ALASKA NATIVE

PROFICIENT



TOTAL TESTED: 0

LEVEL 1



LEVEL 2



LEVEL 3




LEVEL 4



MULTIRACIAL

PROFICIENT



TOTAL TESTED: -

LEVEL 1



LEVEL 2



LEVEL 3




LEVEL 4



AMERICAN INDIAN OR ALASKA NATIVE

PROFICIENT



TOTAL TESTED: -

LEVEL 1



LEVEL 2



LEVEL 3




LEVEL 4



ASIAN OR NATIVE HAWAIIAN/OTHER PACIFIC ISLANDER

PROFICIENT



TOTAL TESTED: —

LEVEL 1



LEVEL 2



LEVEL 3




LEVEL 4



WHITE

PROFICIENT



TOTAL TESTED: —

LEVEL 1



LEVEL 2



LEVEL 3




LEVEL 4



ASIAN OR NATIVE HAWAIIAN/OTHER PACIFIC ISLANDER

PROFICIENT



TOTAL TESTED: —

LEVEL 1



LEVEL 2



LEVEL 3

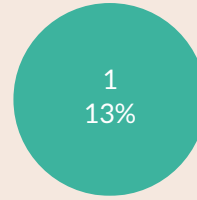


LEVEL 4



WHITE

PROFICIENT



TOTAL TESTED: 8

LEVEL 1



LEVEL 2



LEVEL 3

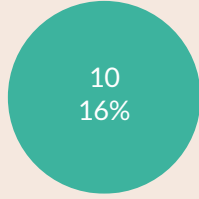


LEVEL 4



BLACK OR AFRICAN AMERICAN

PROFICIENT



TOTAL TESTED: 64

LEVEL 1



LEVEL 2



LEVEL 3

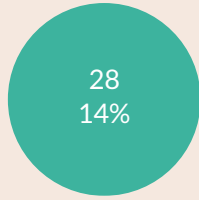


LEVEL 4



HISPANIC OR LATINO

PROFICIENT



TOTAL TESTED: 203

LEVEL 1



LEVEL 2



LEVEL 3

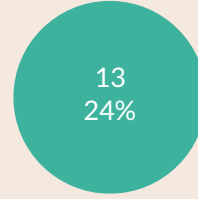


LEVEL 4



BLACK OR AFRICAN AMERICAN

PROFICIENT



TOTAL TESTED: 55


LEVEL 1



LEVEL 2



LEVEL 3

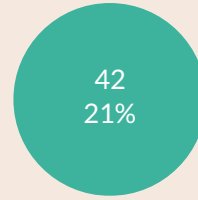


LEVEL 4




HISPANIC OR LATINO

PROFICIENT



TOTAL TESTED: 197

LEVEL 1



LEVEL 2



LEVEL 3



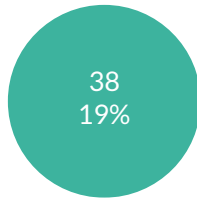
LEVEL 4



OTHER GROUPS

GENERAL-EDUCATION STUDENTS

PROFICIENT



TOTAL TESTED: 201

LEVEL 1



LEVEL 2



LEVEL 3

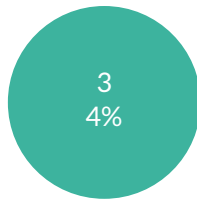


LEVEL 4



STUDENTS WITH DISABILITIES

PROFICIENT



TOTAL TESTED: 73

LEVEL 1



LEVEL 2



LEVEL 3

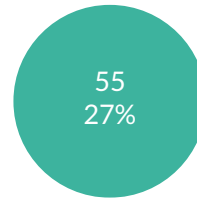


LEVEL 4




GENERAL-EDUCATION STUDENTS

PROFICIENT



TOTAL TESTED: 206

LEVEL 1



LEVEL 2



LEVEL 3

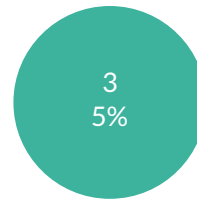


LEVEL 4



STUDENTS WITH DISABILITIES

PROFICIENT



TOTAL TESTED: 62

LEVEL 1



LEVEL 2



LEVEL 3

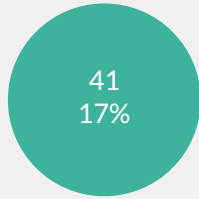


LEVEL 4



NON-ENGLISH LANGUAGE LEARNERS

PROFICIENT



TOTAL TESTED: 236

LEVEL 1



LEVEL 2



LEVEL 3

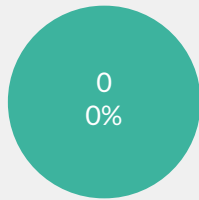


LEVEL 4



ENGLISH LANGUAGE LEARNERS

PROFICIENT



TOTAL TESTED: 38


LEVEL 1



LEVEL 2



LEVEL 3

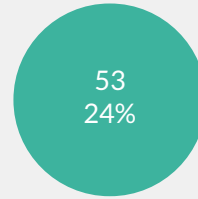


LEVEL 4



NON-ENGLISH LANGUAGE LEARNERS

PROFICIENT



TOTAL TESTED: 221

LEVEL 1



LEVEL 2



LEVEL 3

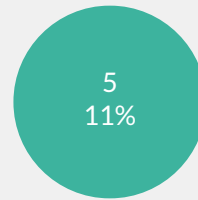


LEVEL 4



ENGLISH LANGUAGE LEARNERS

PROFICIENT



TOTAL TESTED: 47

LEVEL 1



LEVEL 2



LEVEL 3

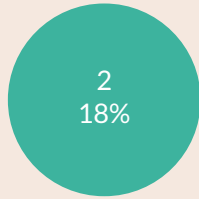


LEVEL 4



NOT ECONOMICALLY DISADVANTAGED

PROFICIENT



TOTAL TESTED: 11

LEVEL 1



LEVEL 2



LEVEL 3

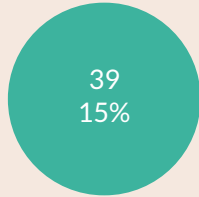


LEVEL 4



ECONOMICALLY DISADVANTAGED

PROFICIENT



TOTAL TESTED: 263

LEVEL 1



LEVEL 2



LEVEL 3

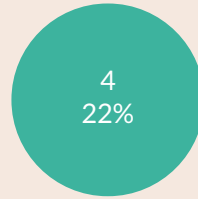


LEVEL 4




NOT ECONOMICALLY DISADVANTAGED

PROFICIENT



TOTAL TESTED: 18

LEVEL 1



LEVEL 2



LEVEL 3

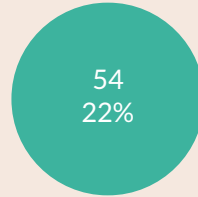


LEVEL 4



ECONOMICALLY DISADVANTAGED

PROFICIENT



TOTAL TESTED: 250

LEVEL 1



LEVEL 2



LEVEL 3



LEVEL 4



NOT MIGRANT

PROFICIENT




TOTAL TESTED: —

LEVEL 1



LEVEL 2



LEVEL 3




LEVEL 4



MIGRANT

PROFICIENT



TOTAL TESTED: —

LEVEL 1



LEVEL 2



LEVEL 3



LEVEL 4



NOT MIGRANT

PROFICIENT



TOTAL TESTED: —

LEVEL 1



LEVEL 2



LEVEL 3




LEVEL 4



MIGRANT

PROFICIENT



TOTAL TESTED: —

LEVEL 1



LEVEL 2



LEVEL 3



LEVEL 4

