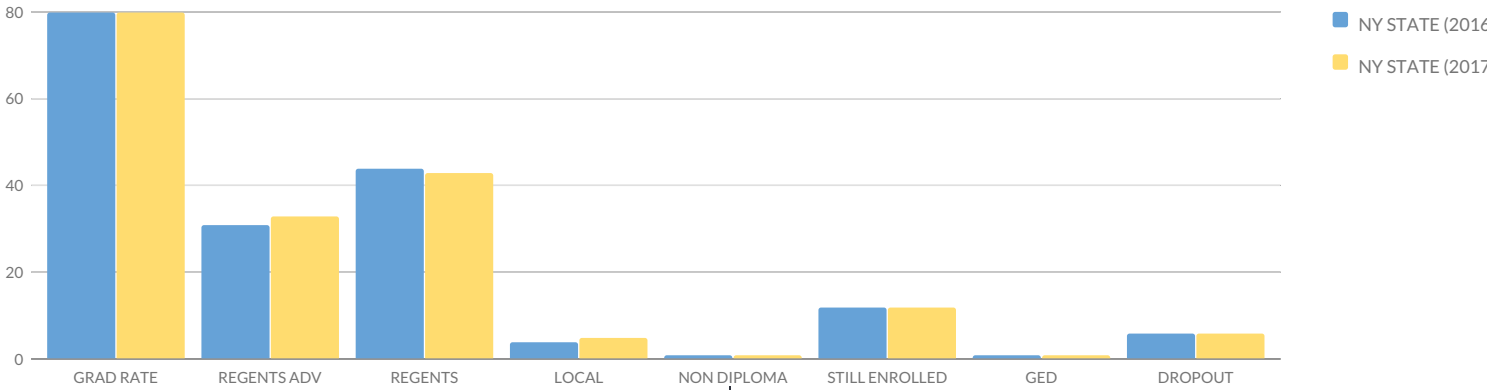


# NY STATE GRADUATION RATE DATA 4 YEAR OUTCOME AS OF JUNE

Graduation Rate Data are reported for a 9th grade cohort, as of the 4th year of high school - June. The Graduation Rate Data of high school as of the 4th year-August, the 5th year-June, and the 6th year-June are also calculated and available using the "Filter this data" function, below

Data is reported by educational institutions to the State Education Department throughout the school year and available for verification by districts until the close of the state data warehouse in August. District superintendents certify data is accurate in September. For the most updated information, please contact the school district.

Complete information on the types of diploma credentials, which can be earned and the criteria for each, see: [Diploma Requirements](#).



2016

2017

ALL STUDENTS

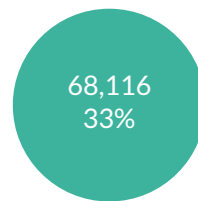
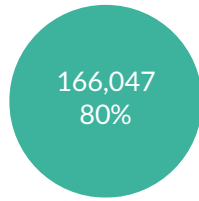
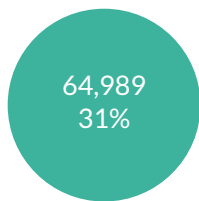
ALL STUDENTS

GRAD RATE

REGENTS WITH A...

GRAD RATE

REGENTS WITH A...

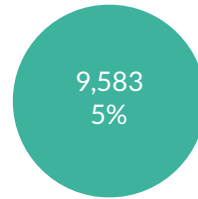
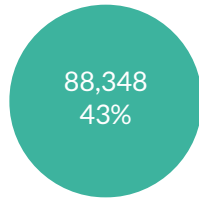
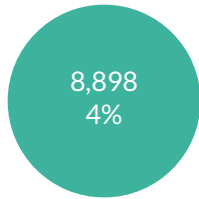
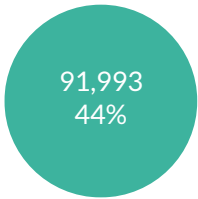


REGENTS DIPLOM..

LOCAL DIPLOMA

REGENTS DIPLOM...

LOCAL DIPLOMA



TOTAL STUDENTS IN COHORT: 208,021

TOTAL STUDENTS IN COHORT: 207,165

NON DIPLOMA CRED

STILL ENROLLED

NON DIPLOMA CRED

STILL ENROLLED

1,543	1%
-------	----

25,693	12%
--------	-----

1,495	1%
-------	----

25,238	12%
--------	-----

GED TRANSFER

DROPOUT

GED TRANSFER

DROPOUT

1,130	1%
-------	----

13,431	6%
--------	----

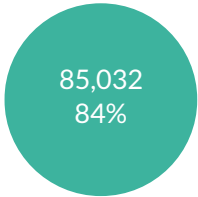
1,182	1%
-------	----

12,927	6%
--------	----

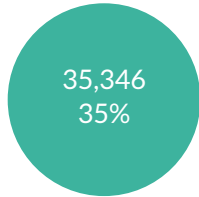
# BY GENDER

FEMALE

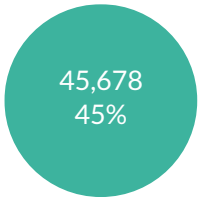
GRAD RATE



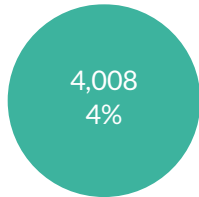
REGENTS WITH A...



REGENTS DIPLOM...



LOCAL DIPLOMA



TOTAL STUDENTS IN COHORT: 101,770

NON DIPLOMA CRED




STILL ENROLLED



GED TRANSFER

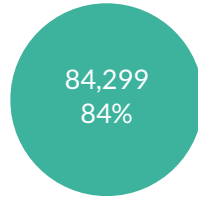


DROPOUT

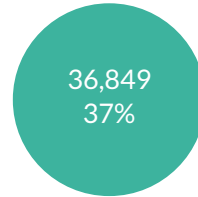


FEMALE

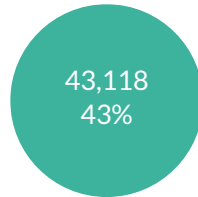
GRAD RATE



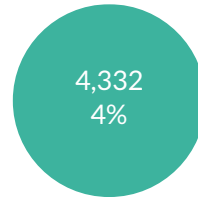
REGENTS WITH A...



REGENTS DIPLOM...



LOCAL DIPLOMA



TOTAL STUDENTS IN COHORT: 100,244


NON DIPLOMA CRED



STILL ENROLLED



GED TRANSFER

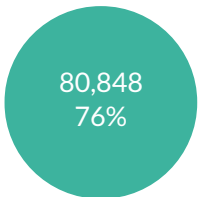


DROPOUT

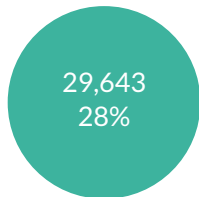


MALE

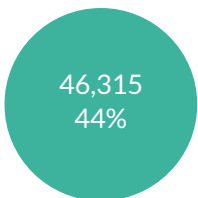
GRAD RATE



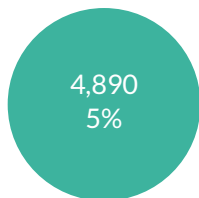
REGENTS WITH A...



REGENTS DIPLOM...



LOCAL DIPLOMA




TOTAL STUDENTS IN COHORT: 106,251

NON DIPLOMA CRED

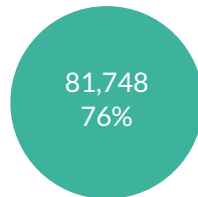


STILL ENROLLED

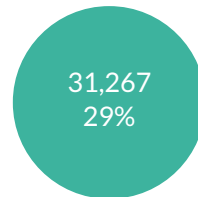


MALE

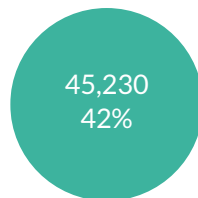
GRAD RATE



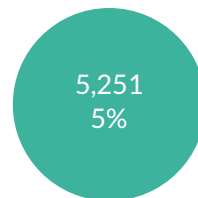
REGENTS WITH A...



REGENTS DIPLOM...



LOCAL DIPLOMA




TOTAL STUDENTS IN COHORT: 106,921

NON DIPLOMA CRED



STILL ENROLLED



GED TRANSFER

690

1%

DROPOUT

7,933

7%

GED TRANSFER

736

1%

DROPOUT

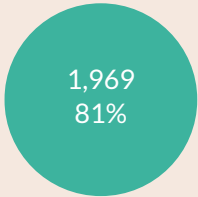
7,706

7%

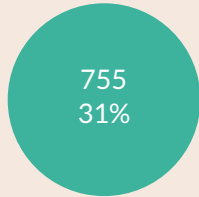
## BY ETHNICITY

### MULTIRACIAL

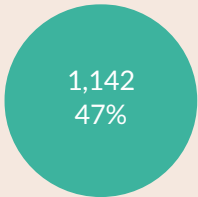
#### GRAD RATE



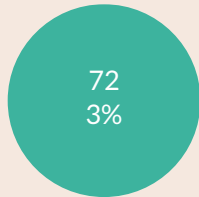
#### REGENTS WITH A...



#### REGENTS DIPLOM...



#### LOCAL DIPLOMA



TOTAL STUDENTS IN COHORT: 2,442

#### NON DIPLOMA CRED



#### STILL ENROLLED



#### GED TRANSFER

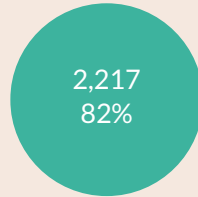


#### DROPOUT

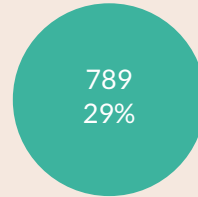


### MULTIRACIAL

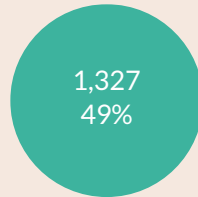
#### GRAD RATE



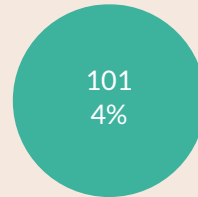
#### REGENTS WITH A...



#### REGENTS DIPLOM...



#### LOCAL DIPLOMA



TOTAL STUDENTS IN COHORT: 2,693


#### NON DIPLOMA CRED



#### STILL ENROLLED



#### GED TRANSFER

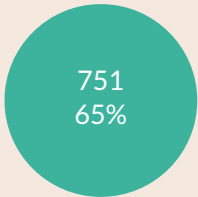


#### DROPOUT

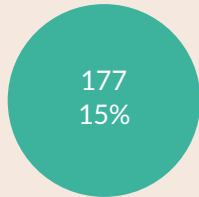


### AMERICAN INDIAN OR ALASKA NATIVE

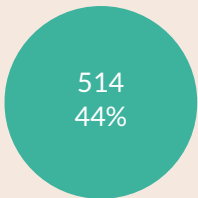
#### GRAD RATE



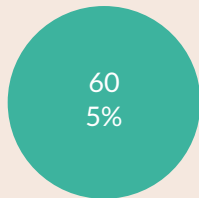
#### REGENTS WITH A...



#### REGENTS DIPLOM...



#### LOCAL DIPLOMA



TOTAL STUDENTS IN COHORT: 1,159

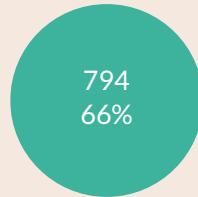
#### NON DIPLOMA CRED



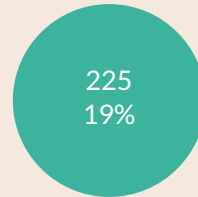
#### STILL ENROLLED



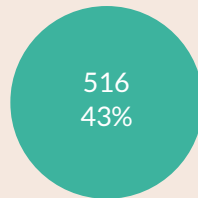
#### GRAD RATE



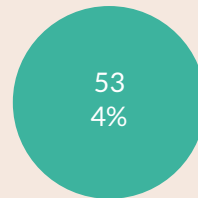
#### REGENTS WITH A...



#### REGENTS DIPLOM...



#### LOCAL DIPLOMA



TOTAL STUDENTS IN COHORT: 1,206

#### NON DIPLOMA CRED



#### STILL ENROLLED



GED TRANSFER

DROPOUT

11	1%
----	----

149	13%
-----	-----

GED TRANSFER

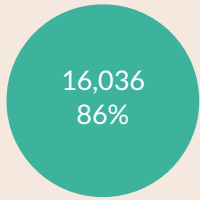
DROPOUT

13	1%
----	----

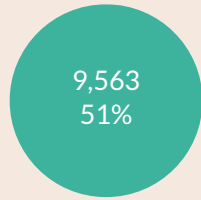
124	10%
-----	-----

ASIAN OR NATIVE HAWAIIAN/OTHER PACIFIC ISLANDER

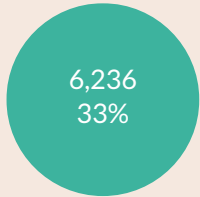
GRAD RATE



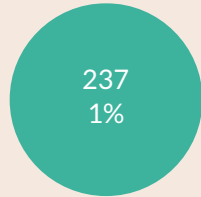
REGENTS WITH A...



REGENTS DIPLOM...



LOCAL DIPLOMA



TOTAL STUDENTS IN COHORT: 18,678

NON DIPLOMA CRED



STILL ENROLLED



GED TRANSFER



DROPOUT

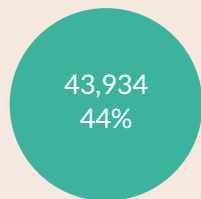


WHITE

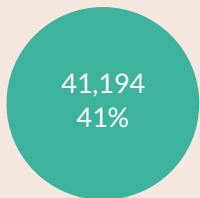
GRAD RATE



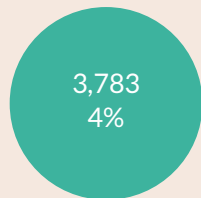
REGENTS WITH A...



REGENTS DIPLOM...



LOCAL DIPLOMA



TOTAL STUDENTS IN COHORT: 100,202

NON DIPLOMA CRED



STILL ENROLLED



GED TRANSFER

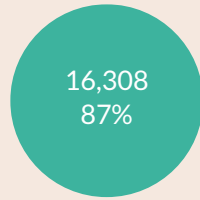


DROPOUT

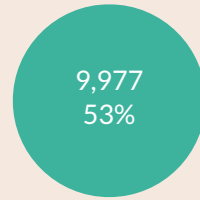


ASIAN OR NATIVE HAWAIIAN/OTHER PACIFIC ISLANDER

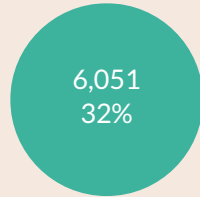
GRAD RATE



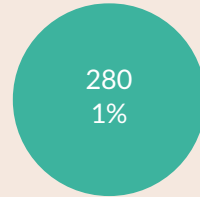
REGENTS WITH A...



REGENTS DIPLOM...



LOCAL DIPLOMA



TOTAL STUDENTS IN COHORT: 18,770

NON DIPLOMA CRED



STILL ENROLLED



GED TRANSFER

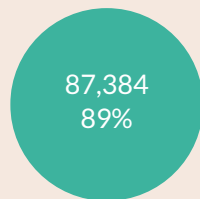


DROPOUT

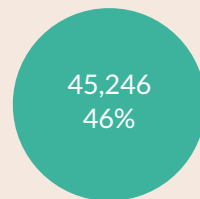


WHITE

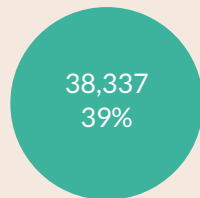
GRAD RATE



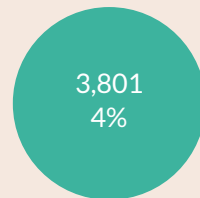
REGENTS WITH A...



REGENTS DIPLOM...



LOCAL DIPLOMA



TOTAL STUDENTS IN COHORT: 98,227

NON DIPLOMA CRED



STILL ENROLLED



GED TRANSFER



DROPOUT



BLACK OR AFRICAN AMERICAN

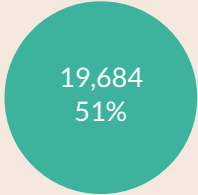
GRAD RATE



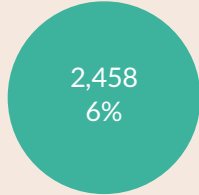
REGENTS WITH A...



REGENTS DIPLOM...




LOCAL DIPLOMA



TOTAL STUDENTS IN COHORT: 38,298

NON DIPLOMA CRED



STILL ENROLLED



GED TRANSFER



DROPOUT



HISPANIC OR LATINO

GRAD RATE



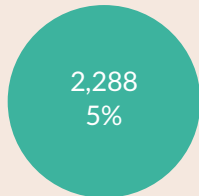
REGENTS WITH A...



REGENTS DIPLOM...



LOCAL DIPLOMA



TOTAL STUDENTS IN COHORT: 47,242

NON DIPLOMA CRED



STILL ENROLLED



GED TRANSFER

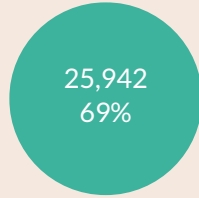


DROPOUT

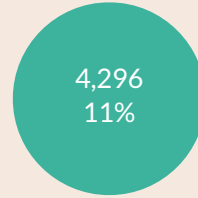


BLACK OR AFRICAN AMERICAN

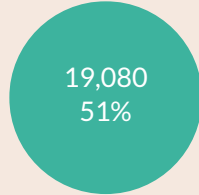
GRAD RATE



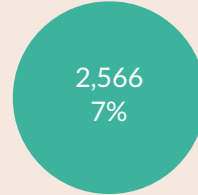
REGENTS WITH A...



REGENTS DIPLOM...



LOCAL DIPLOMA



TOTAL STUDENTS IN COHORT: 37,436

NON DIPLOMA CRED



STILL ENROLLED



GED TRANSFER

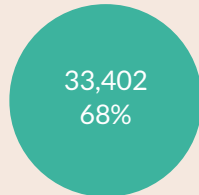


DROPOUT

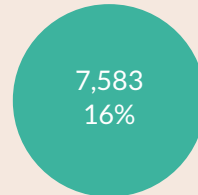


HISPANIC OR LATINO

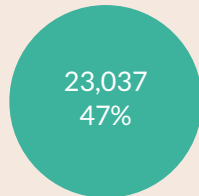
GRAD RATE



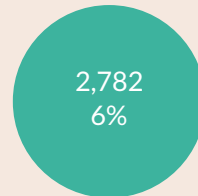
REGENTS WITH A...



REGENTS DIPLOM...



LOCAL DIPLOMA



TOTAL STUDENTS IN COHORT: 48,833

NON DIPLOMA CRED



STILL ENROLLED



GED TRANSFER



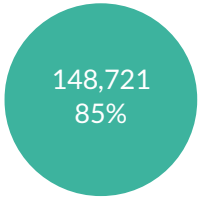
DROPOUT



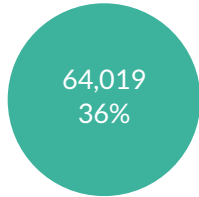
# OTHER GROUPS

## GENERAL-EDUCATION STUDENTS

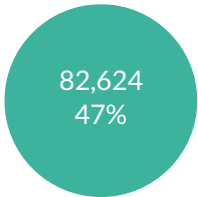
GRAD RATE



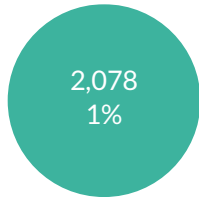
REGENTS WITH A...



REGENTS DIPLOM...



LOCAL DIPLOMA




TOTAL STUDENTS IN COHORT: 175,507

NON DIPLOMA CRED




STILL ENROLLED



GED TRANSFER

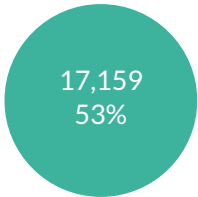


DROPOUT

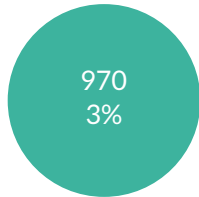


## STUDENTS WITH DISABILITIES

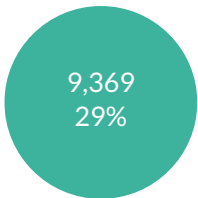
GRAD RATE



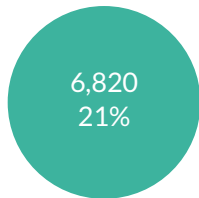
REGENTS WITH A...



REGENTS DIPLOM...



LOCAL DIPLOMA



TOTAL STUDENTS IN COHORT: 32,514

NON DIPLOMA CRED

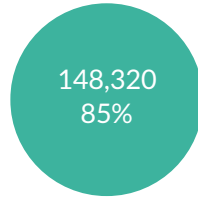


STILL ENROLLED

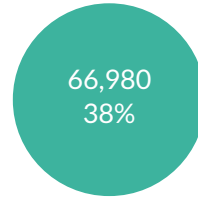


## GENERAL-EDUCATION STUDENTS

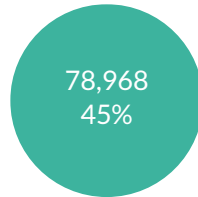
GRAD RATE



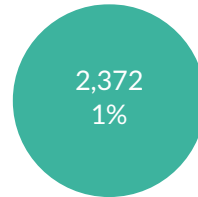
REGENTS WITH A...



REGENTS DIPLOM...



LOCAL DIPLOMA



TOTAL STUDENTS IN COHORT: 174,436

NON DIPLOMA CRED



STILL ENROLLED



GED TRANSFER

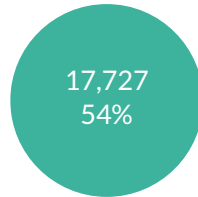


DROPOUT

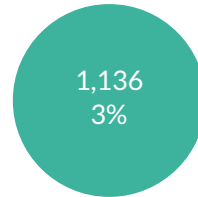


## STUDENTS WITH DISABILITIES

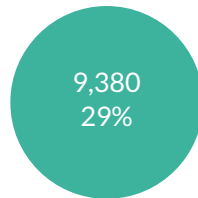
GRAD RATE



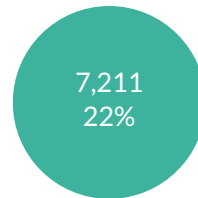
REGENTS WITH A...



REGENTS DIPLOM...



LOCAL DIPLOMA



TOTAL STUDENTS IN COHORT: 32,729

NON DIPLOMA CRED



STILL ENROLLED





GED TRANSFER

321

1%

DROPOUT

3,987

12%

GED TRANSFER

319

1%

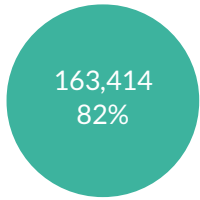
DROPOUT

3,798

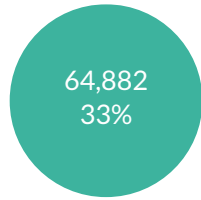
12%

NON-ENGLISH LANGUAGE LEARNERS

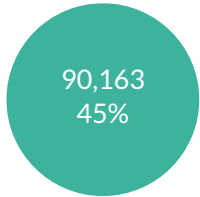
GRAD RATE



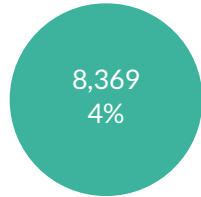
REGENTS WITH A...



REGENTS DIPLOM...



LOCAL DIPLOMA




TOTAL STUDENTS IN COHORT: 198,857

NON DIPLOMA CRED



STILL ENROLLED



GED TRANSFER

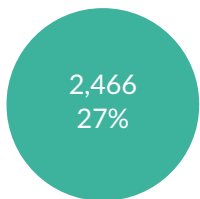


DROPOUT

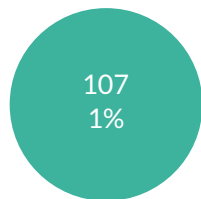


ENGLISH LANGUAGE LEARNERS

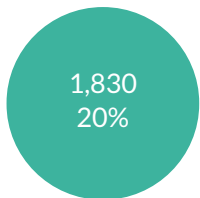
GRAD RATE



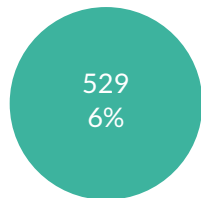
REGENTS WITH A...



REGENTS DIPLOM...



LOCAL DIPLOMA



TOTAL STUDENTS IN COHORT: 9,164

NON DIPLOMA CRED



STILL ENROLLED



GED TRANSFER

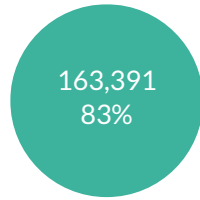


DROPOUT

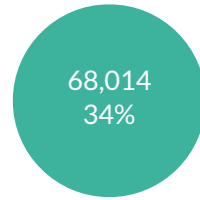


NON-ENGLISH LANGUAGE LEARNERS

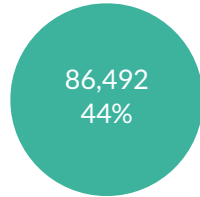
GRAD RATE



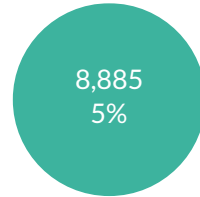
REGENTS WITH A...



REGENTS DIPLOM...



LOCAL DIPLOMA




TOTAL STUDENTS IN COHORT: 197,168


NON DIPLOMA CRED



STILL ENROLLED



GED TRANSFER

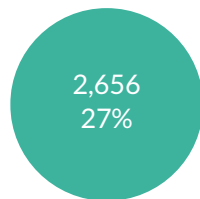


DROPOUT

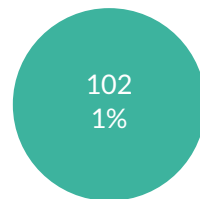


ENGLISH LANGUAGE LEARNERS

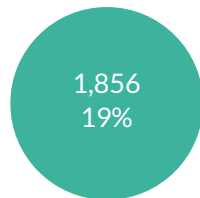
GRAD RATE



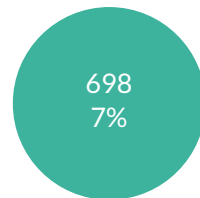
REGENTS WITH A...



REGENTS DIPLOM...



LOCAL DIPLOMA



TOTAL STUDENTS IN COHORT: 9,997

NON DIPLOMA CRED



STILL ENROLLED



GED TRANSFER

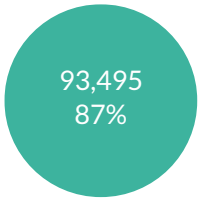


DROPOUT

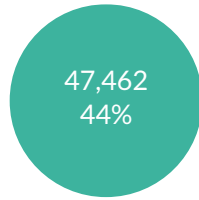


NOT ECONOMICALLY DISADVANTAGED

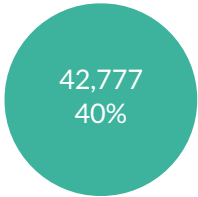
GRAD RATE



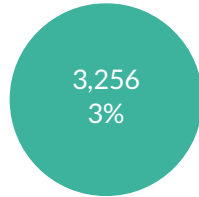
REGENTS WITH A...



REGENTS DIPLOM..




LOCAL DIPLOMA



TOTAL STUDENTS IN COHORT: 108,051

NON DIPLOMA CRED



STILL ENROLLED



GED TRANSFER

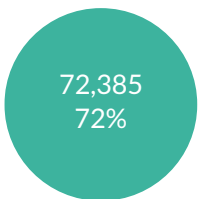


DROPOUT

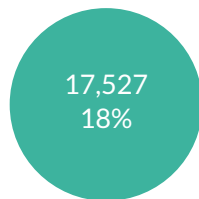


ECONOMICALLY DISADVANTAGED

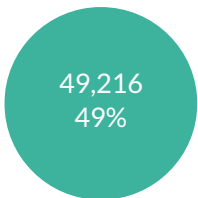
GRAD RATE



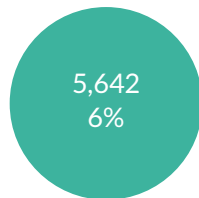
REGENTS WITH A...



REGENTS DIPLOM..



LOCAL DIPLOMA



TOTAL STUDENTS IN COHORT: 99,970

NON DIPLOMA CRED



STILL ENROLLED



GED TRANSFER

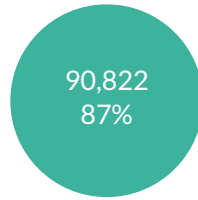


DROPOUT

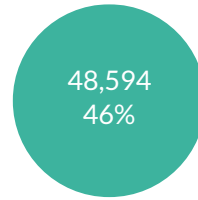


NOT ECONOMICALLY DISADVANTAGED

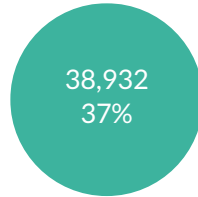
GRAD RATE



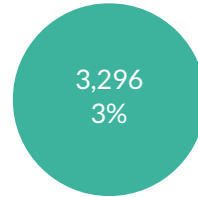
REGENTS WITH A...



REGENTS DIPLOM..



LOCAL DIPLOMA



TOTAL STUDENTS IN COHORT: 104,702

NON DIPLOMA CRED



STILL ENROLLED



GED TRANSFER

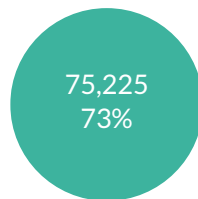


DROPOUT

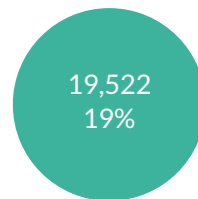


ECONOMICALLY DISADVANTAGED

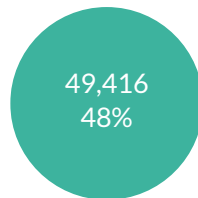
GRAD RATE



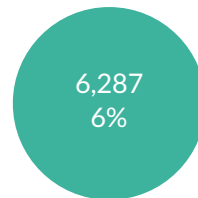
REGENTS WITH A...



REGENTS DIPLOM..



LOCAL DIPLOMA



TOTAL STUDENTS IN COHORT: 102,463

NON DIPLOMA CRED



STILL ENROLLED



GED TRANSFER



DROPOUT

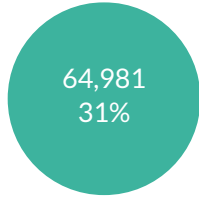


NOT MIGRANT

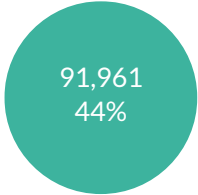
GRAD RATE



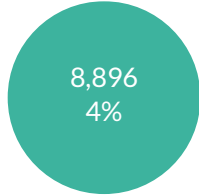
REGENTS WITH A...



REGENTS DIPLOM...



LOCAL DIPLOMA




TOTAL STUDENTS IN COHORT: 207,921

NON DIPLOMA CRED



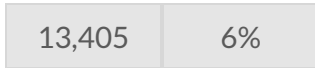
STILL ENROLLED



GED TRANSFER



DROPOUT

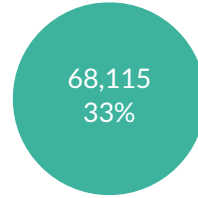


NOT MIGRANT

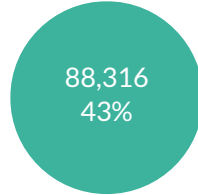
GRAD RATE



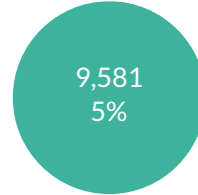
REGENTS WITH A...



REGENTS DIPLOM...



LOCAL DIPLOMA




TOTAL STUDENTS IN COHORT: 207,070

NON DIPLOMA CRED



STILL ENROLLED



GED TRANSFER

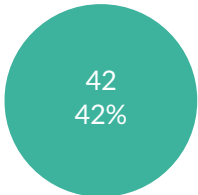


DROPOUT

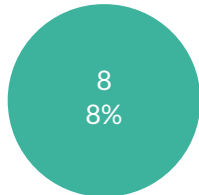


MIGRANT

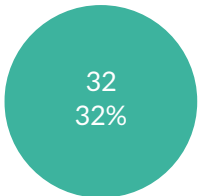
GRAD RATE



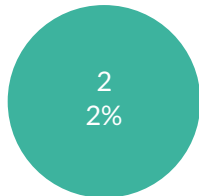
REGENTS WITH A...



REGENTS DIPLOM...



LOCAL DIPLOMA



TOTAL STUDENTS IN COHORT: 100

NON DIPLOMA CRED



STILL ENROLLED



GED TRANSFER

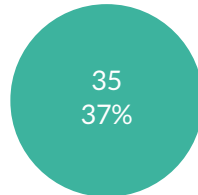


DROPOUT

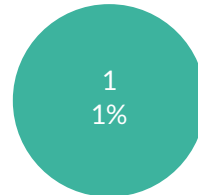


MIGRANT

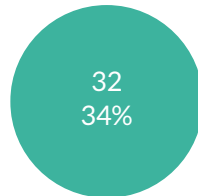
GRAD RATE



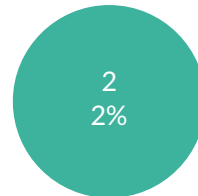
REGENTS WITH A...



REGENTS DIPLOM...



LOCAL DIPLOMA



TOTAL STUDENTS IN COHORT: 95

NON DIPLOMA CRED



STILL ENROLLED



GED TRANSFER



DROPOUT



© COPYRIGHT NEW YORK STATE EDUCATION DEPARTMENT, ALL RIGHTS RESERVED.

THIS DOCUMENT WAS CREATED ON: SEPTEMBER 17, 2019, 12:41 PM EST