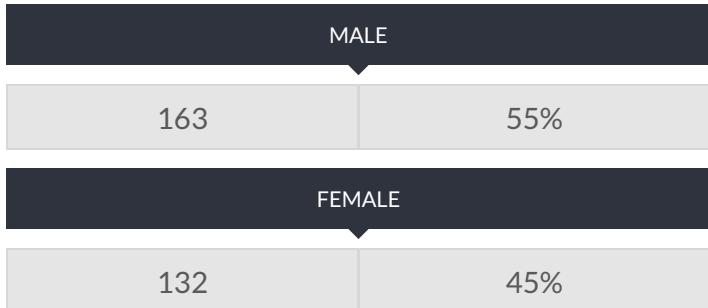


These enrollment data are collected as part of NYSED's Student Information Repository System (SIRS). These counts are as of "BEDS Day" which is typically the first Wednesday in October. Available are enrollment counts for public and charter school students by various demographics for the 2016 - 17 school year. For nonpublic school enrollment data please see the [Non-Public School Enrollment and Staff information](#) on our Information and Reporting Services webpage.

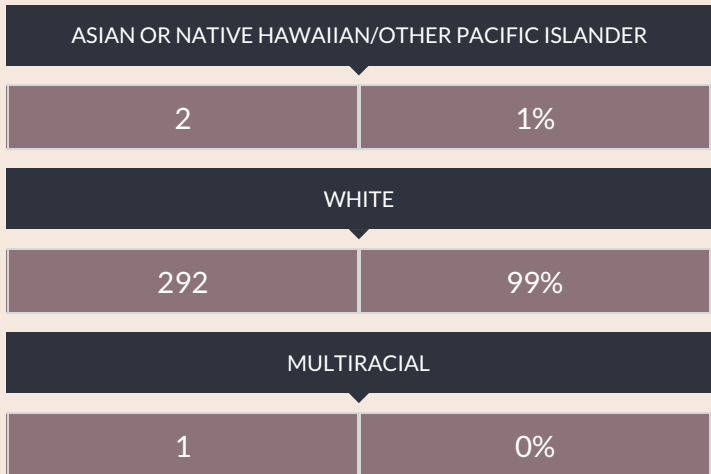
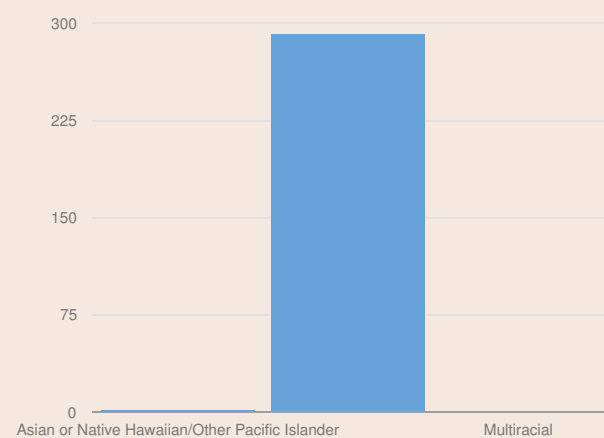
BRUSHTON GRADE SCHOOL ENROLLMENT (2016 - 17)

K-12 Enrollment: 295

ENROLLMENT BY GENDER



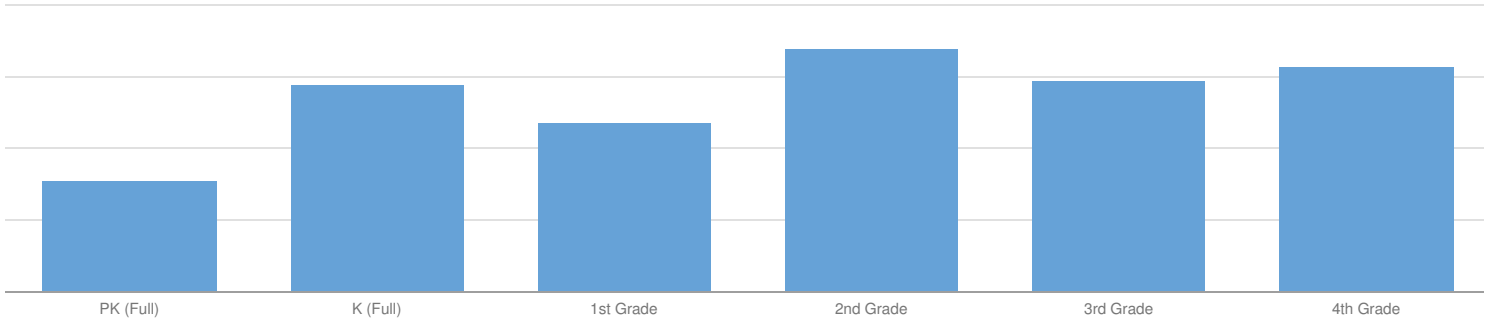
ENROLLMENT BY ETHNICITY



OTHER GROUPS

ENGLISH LANGUAGE LEARNERS		STUDENTS WITH DISABILITIES		ECONOMICALLY DISADVANTAGED	
—	—	59	20%	198	67%

ENROLLMENT BY GRADE



PRE-K (FULL DAY)		K (FULL DAY)		1ST GRADE		2ND GRADE	
31	10%	58	18%	47	14%	68	21%
3RD GRADE		4TH GRADE					
59	18%	63	19%				

© COPYRIGHT NEW YORK STATE EDUCATION DEPARTMENT, ALL RIGHTS RESERVED.

THIS DOCUMENT WAS CREATED ON: OCTOBER 23, 2019, 11:48 AM EST