
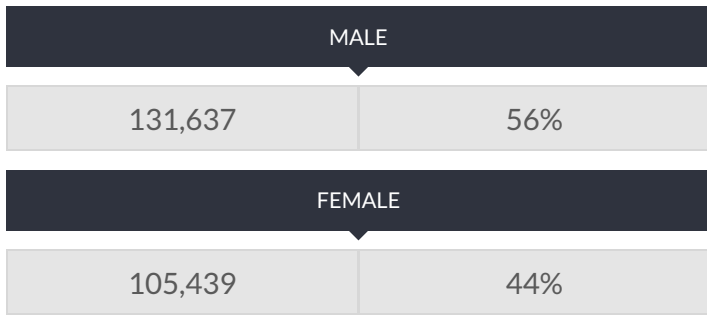
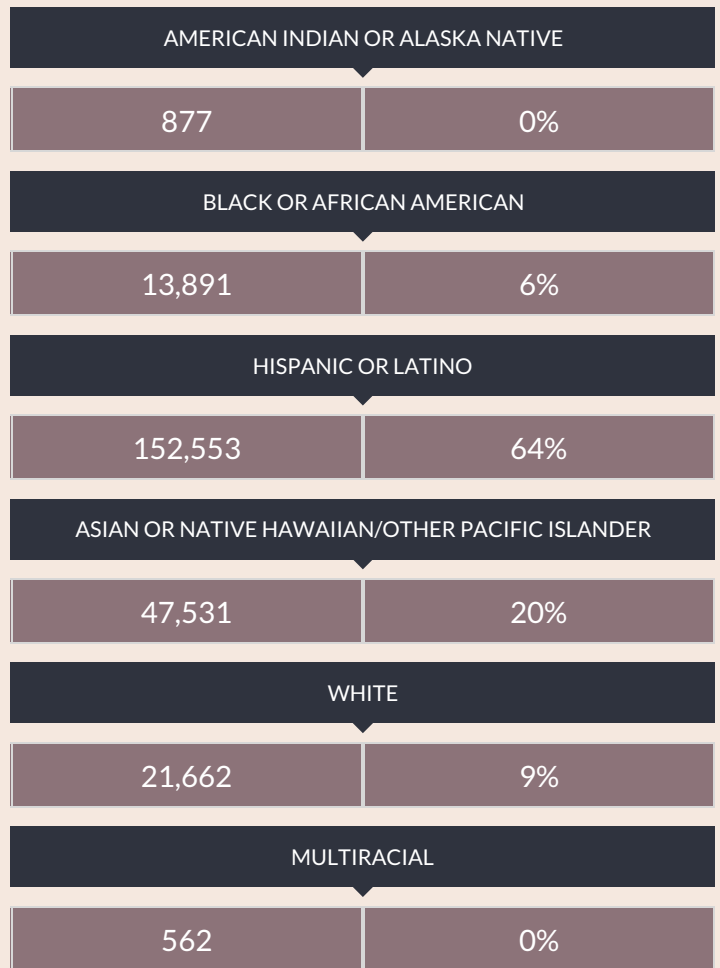


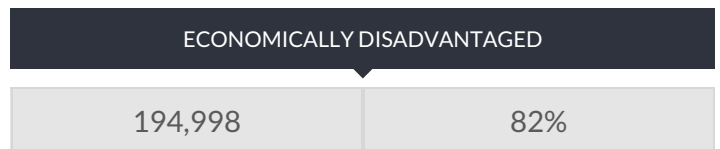
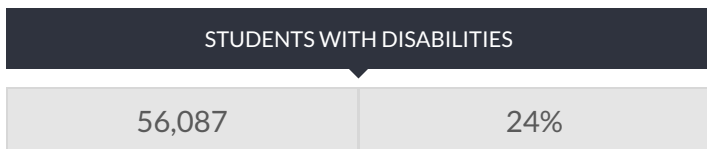
ENROLLMENT BY GENDER



ENROLLMENT BY ETHNICITY



OTHER GROUPS



ENROLLMENT BY GRADE

| | | | |
|-------------------------|---------------------------|----------------------------|---------------------|
| PRE-K (HALF DAY) | PRE-K (FULL DAY) | K (HALF DAY) | K (FULL DAY) |
| 478 0% | 52 0% | 116 0% | 25,677 11% |
| 1ST GRADE | 2ND GRADE | 3RD GRADE | 4TH GRADE |
| 26,011 11% | 27,904 12% | 21,948 9% | 18,210 8% |
| 5TH GRADE | 6TH GRADE | UNGRADED ELEMENTARY | 7TH GRADE |
| 15,851 7% | 14,291 6% | 3,083 1% | 13,374 6% |
| 8TH GRADE | 9TH GRADE | 10TH GRADE | 11TH GRADE |
| 12,704 5% | 17,769 7% | 17,065 7% | 11,938 5% |
| 12TH GRADE | UNGRADED SECONDARY | | |
| 7,197 3% | 3,938 2% | | |

© COPYRIGHT NEW YORK STATE EDUCATION DEPARTMENT, ALL RIGHTS RESERVED.

THIS DOCUMENT WAS CREATED ON: JUNE 15, 2019, 4:39 PM EST