
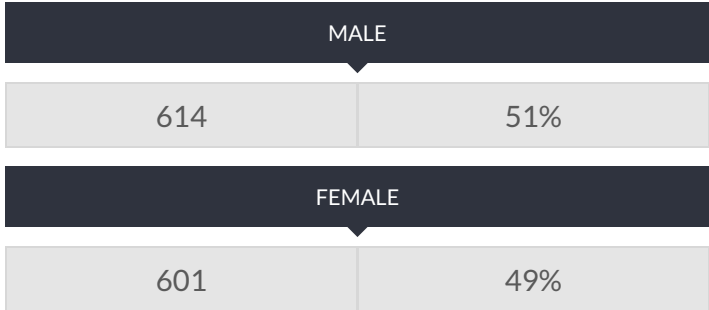


These enrollment data are collected as part of NYSED's Student Information Repository System (SIRS). These counts are as of "BEDS Day" which is typically the first Wednesday in October. Available are enrollment counts for public and charter school students by various demographics for the 2017 - 18 school year. For nonpublic school enrollment data please see the [Non-Public School Enrollment and Staff information](#) on our Information and Reporting Services webpage.

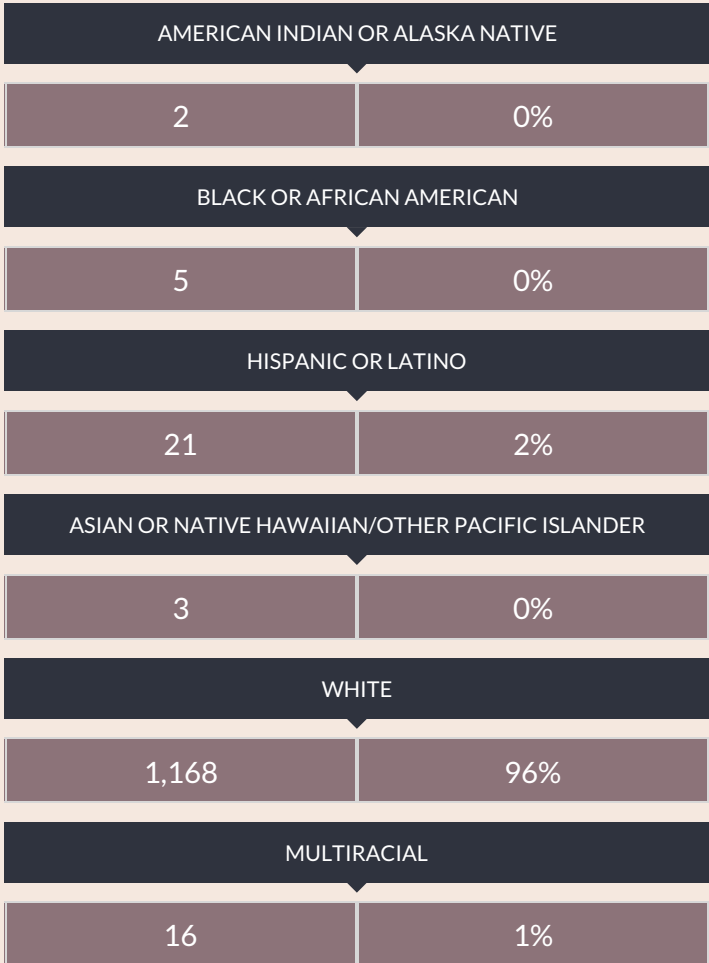
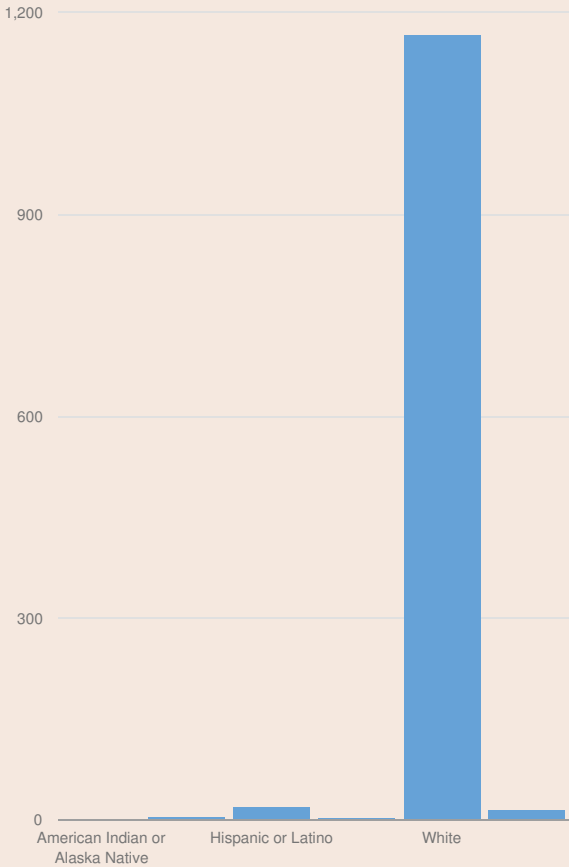
## ATTICA CSD ENROLLMENT (2017 - 18)

K-12 Enrollment: 1,215

### ENROLLMENT BY GENDER



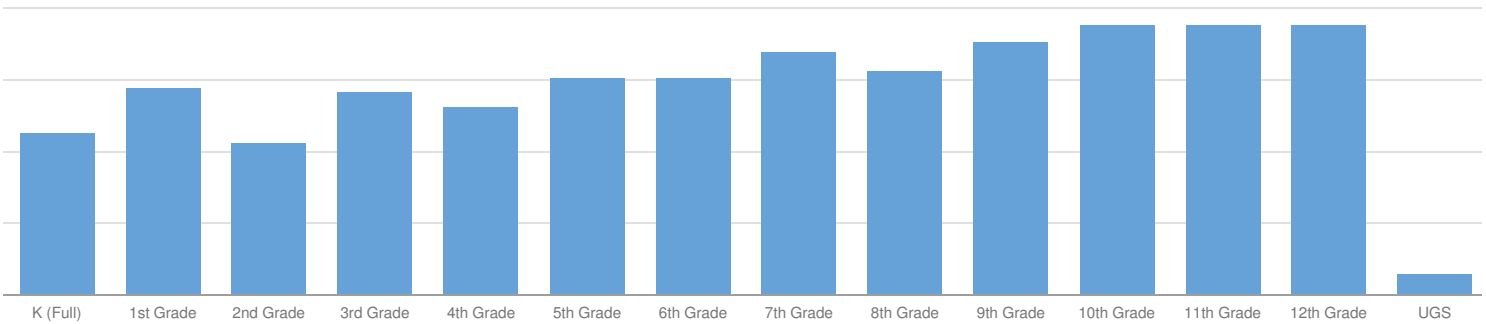
### ENROLLMENT BY ETHNICITY



## OTHER GROUPS

ENGLISH LANGUAGE LEARNERS		STUDENTS WITH DISABILITIES		ECONOMICALLY DISADVANTAGED			
—	—	199	16%	471	39%		
MIGRANT		HOMELESS		FOSTER CARE		PARENT IN ARMED FORCES	
—	—	16	1%	7	1%	—	—

## ENROLLMENT BY GRADE



K (FULL DAY)	1ST GRADE	2ND GRADE	3RD GRADE
68	87	64	85
6%	7%	5%	7%
4TH GRADE	5TH GRADE	6TH GRADE	7TH GRADE
79	91	91	102
7%	7%	7%	8%
8TH GRADE	9TH GRADE	10TH GRADE	11TH GRADE
94	106	113	113
8%	9%	9%	9%
12TH GRADE	UNGRADED SECONDARY		
113	9		
9%	1%		