

LONGWOOD CSD GRADES 3-8 ELA ASSESSMENT DATA


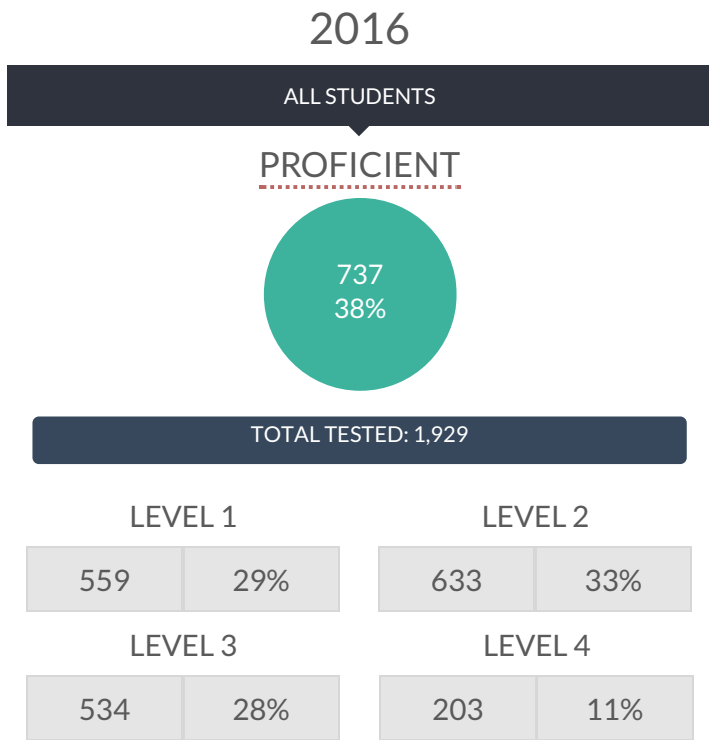
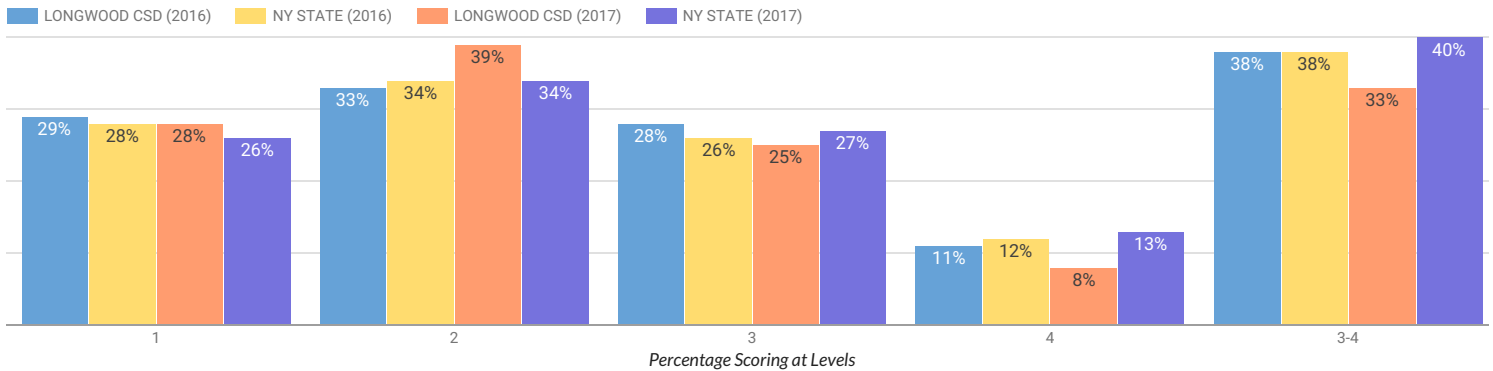
The grades 3-8 English Language Arts (ELA) and mathematics assessments measure the higher learning standards that were adopted by the State Board of Regents in 2010, which more accurately reflect students' progress toward college and career readiness. Data are available statewide and at the county, district, and school level.

Data available on this site are based on those reported by schools and districts to the State as of July 20, 2017 via the Student Information Repository System (SIRS). The New York State School Report Card 3-8 English Language Arts (ELA) and mathematics assessment data will be based on those data reported as of the final school year reporting deadline.

For more information and additional files, please view the [NYSED press release](#)

Due to changes in the 2016 exams, the proficiency rates from exams prior to 2016 are not directly comparable to the 2016 and 2017 proficiency rates.

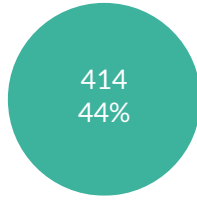
[Assessment Data - Glossary of Terms](#) | [Assessment Data - Business Rules](#)



BY GENDER

FEMALE

PROFICIENT



TOTAL TESTED: 933

LEVEL 1



LEVEL 2



LEVEL 3

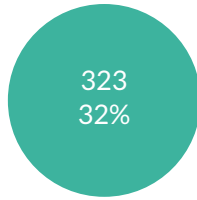


LEVEL 4



MALE

PROFICIENT




TOTAL TESTED: 996

LEVEL 1



LEVEL 2



LEVEL 3

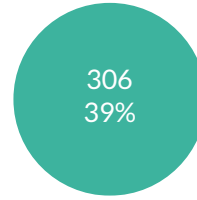


LEVEL 4




FEMALE

PROFICIENT



TOTAL TESTED: 781

LEVEL 1



LEVEL 2



LEVEL 3

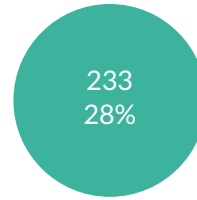


LEVEL 4



MALE

PROFICIENT



TOTAL TESTED: 844


LEVEL 1



LEVEL 2



LEVEL 3



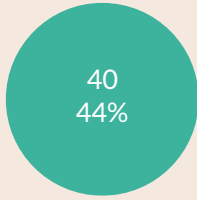
LEVEL 4



BY ETHNICITY

MULTIRACIAL

PROFICIENT



TOTAL TESTED: 90

LEVEL 1



LEVEL 2



LEVEL 3

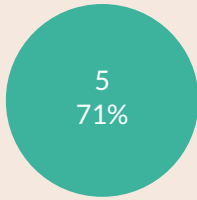


LEVEL 4



AMERICAN INDIAN OR ALASKA NATIVE

PROFICIENT



TOTAL TESTED: 7

LEVEL 1



LEVEL 2



LEVEL 3

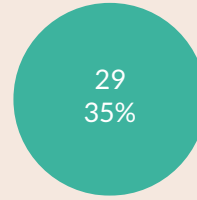


LEVEL 4



MULTIRACIAL

PROFICIENT



TOTAL TESTED: 84

LEVEL 1



LEVEL 2



LEVEL 3

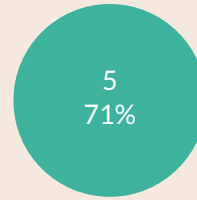


LEVEL 4



AMERICAN INDIAN OR ALASKA NATIVE

PROFICIENT



TOTAL TESTED: 7

LEVEL 1



LEVEL 2



LEVEL 3

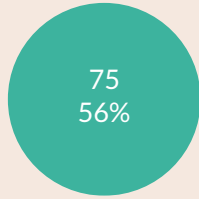


LEVEL 4



ASIAN OR NATIVE HAWAIIAN/OTHER PACIFIC ISLANDER

PROFICIENT



TOTAL TESTED: 134

LEVEL 1



LEVEL 2



LEVEL 3

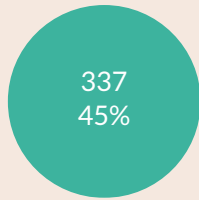


LEVEL 4



WHITE

PROFICIENT



TOTAL TESTED: 756

LEVEL 1



LEVEL 2



LEVEL 3

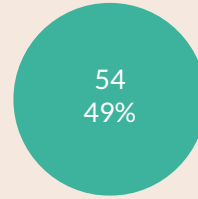


LEVEL 4



ASIAN OR NATIVE HAWAIIAN/OTHER PACIFIC ISLANDER

PROFICIENT



TOTAL TESTED: 111

LEVEL 1



LEVEL 2



LEVEL 3

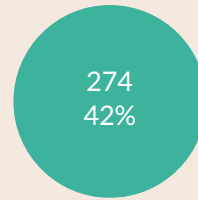


LEVEL 4



WHITE

PROFICIENT



TOTAL TESTED: 652

LEVEL 1



LEVEL 2



LEVEL 3



LEVEL 4



BLACK OR AFRICAN AMERICAN

PROFICIENT



TOTAL TESTED: 423

LEVEL 1



LEVEL 2



LEVEL 3

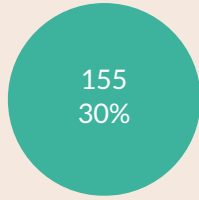


LEVEL 4



HISPANIC OR LATINO

PROFICIENT



TOTAL TESTED: 519

LEVEL 1



LEVEL 2



LEVEL 3

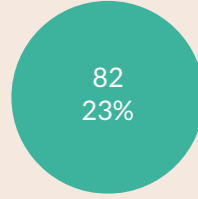


LEVEL 4



BLACK OR AFRICAN AMERICAN

PROFICIENT




TOTAL TESTED: 353

LEVEL 1



LEVEL 2



LEVEL 3

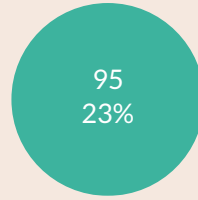


LEVEL 4



HISPANIC OR LATINO

PROFICIENT



TOTAL TESTED: 418

LEVEL 1



LEVEL 2



LEVEL 3



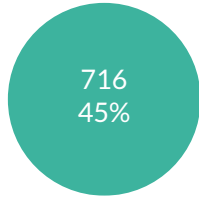
LEVEL 4



OTHER GROUPS

GENERAL-EDUCATION STUDENTS

PROFICIENT



TOTAL TESTED: 1,608

LEVEL 1



LEVEL 2



LEVEL 3

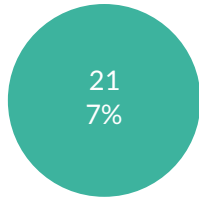


LEVEL 4



STUDENTS WITH DISABILITIES

PROFICIENT



TOTAL TESTED: 321

LEVEL 1



LEVEL 2



LEVEL 3

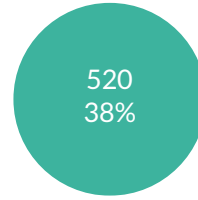


LEVEL 4




GENERAL-EDUCATION STUDENTS

PROFICIENT



TOTAL TESTED: 1,382

LEVEL 1



LEVEL 2



LEVEL 3

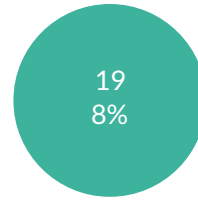


LEVEL 4



STUDENTS WITH DISABILITIES

PROFICIENT



TOTAL TESTED: 243

LEVEL 1



LEVEL 2



LEVEL 3

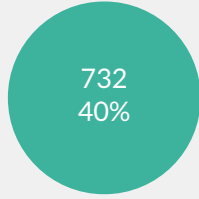


LEVEL 4



NON-ENGLISH LANGUAGE LEARNERS

PROFICIENT



TOTAL TESTED: 1,822

LEVEL 1



LEVEL 2



LEVEL 3

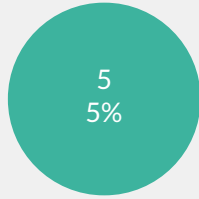


LEVEL 4




ENGLISH LANGUAGE LEARNERS

PROFICIENT



TOTAL TESTED: 107


LEVEL 1



LEVEL 2



LEVEL 3

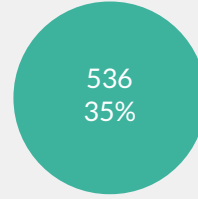


LEVEL 4



NON-ENGLISH LANGUAGE LEARNERS

PROFICIENT



TOTAL TESTED: 1,522

LEVEL 1



LEVEL 2



LEVEL 3

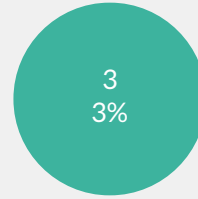


LEVEL 4



ENGLISH LANGUAGE LEARNERS

PROFICIENT




TOTAL TESTED: 103

LEVEL 1




LEVEL 2



LEVEL 3

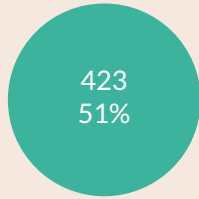


LEVEL 4



NOT ECONOMICALLY DISADVANTAGED

PROFICIENT



TOTAL TESTED: 831

LEVEL 1



LEVEL 2



LEVEL 3

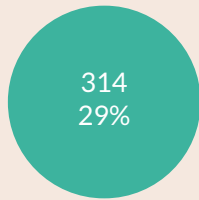


LEVEL 4



ECONOMICALLY DISADVANTAGED

PROFICIENT



TOTAL TESTED: 1,098

LEVEL 1



LEVEL 2



LEVEL 3

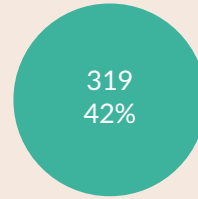


LEVEL 4



NOT ECONOMICALLY DISADVANTAGED

PROFICIENT



TOTAL TESTED: 752

LEVEL 1



LEVEL 2



LEVEL 3

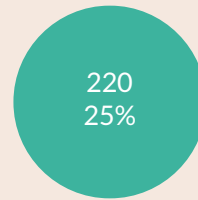


LEVEL 4



ECONOMICALLY DISADVANTAGED

PROFICIENT



TOTAL TESTED: 873

LEVEL 1



LEVEL 2



LEVEL 3



LEVEL 4



NOT MIGRANT

PROFICIENT




TOTAL TESTED: —

LEVEL 1



LEVEL 2



LEVEL 3



LEVEL 4



MIGRANT

PROFICIENT



TOTAL TESTED: —


LEVEL 1




LEVEL 2



LEVEL 3



LEVEL 4



NOT MIGRANT

PROFICIENT



TOTAL TESTED: —

LEVEL 1



LEVEL 2



LEVEL 3



LEVEL 4



MIGRANT

PROFICIENT



TOTAL TESTED: —

LEVEL 1



LEVEL 2



LEVEL 3



LEVEL 4

