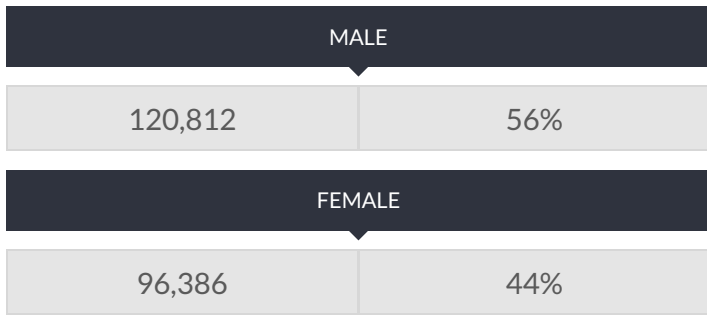
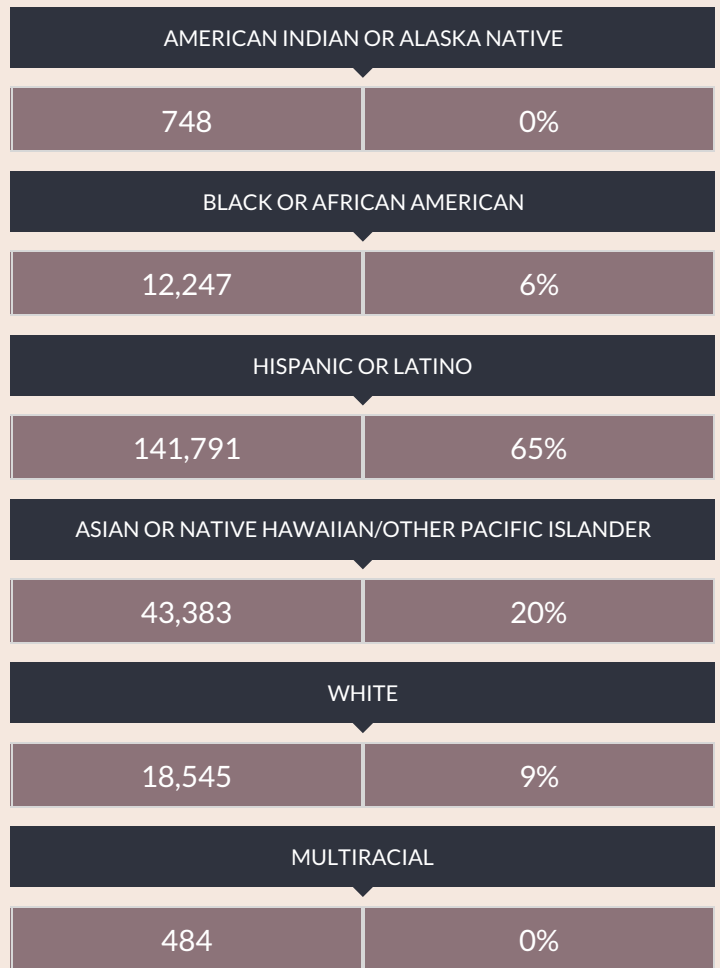


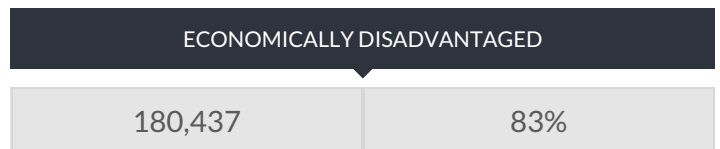
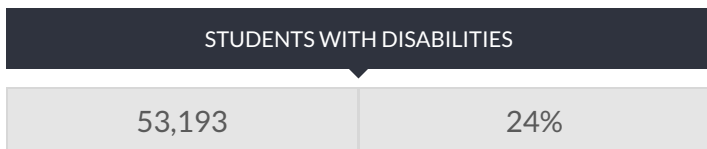
### ENROLLMENT BY GENDER



### ENROLLMENT BY ETHNICITY



### OTHER GROUPS



# ENROLLMENT BY GRADE

<b>PRE-K (HALF DAY)</b>	<b>PRE-K (FULL DAY)</b>	<b>K (HALF DAY)</b>	<b>K (FULL DAY)</b>
491   0%	325   0%	379   0%	26,450   12%
<b>1ST GRADE</b>	<b>2ND GRADE</b>	<b>3RD GRADE</b>	<b>4TH GRADE</b>
28,070   13%	22,842   11%	18,137   8%	16,483   8%
<b>5TH GRADE</b>	<b>6TH GRADE</b>	<b>UNGRADED ELEMENTARY</b>	<b>7TH GRADE</b>
13,506   6%	13,417   6%	2,875   1%	12,061   6%
<b>8TH GRADE</b>	<b>9TH GRADE</b>	<b>10TH GRADE</b>	<b>11TH GRADE</b>
11,801   5%	16,407   8%	14,977   7%	9,713   4%
<b>12TH GRADE</b>	<b>UNGRADED SECONDARY</b>		
6,450   3%	3,630   2%		

© COPYRIGHT NEW YORK STATE EDUCATION DEPARTMENT, ALL RIGHTS RESERVED.

THIS DOCUMENT WAS CREATED ON: JUNE 26, 2019, 8:28 PM EST