


These enrollment data are collected as part of NYSED's Student Information Repository System (SIRS). These counts are as of "BEDS Day" which is typically the first Wednesday in October. Available are enrollment counts for public and charter school students by various demographics for the 2016 - 17 school year. For nonpublic school enrollment data please see the [Non-Public School Enrollment and Staff information](#) on our Information and Reporting Services webpage.

## NY STATE PUBLIC SCHOOL ENROLLMENT (2016 - 17)

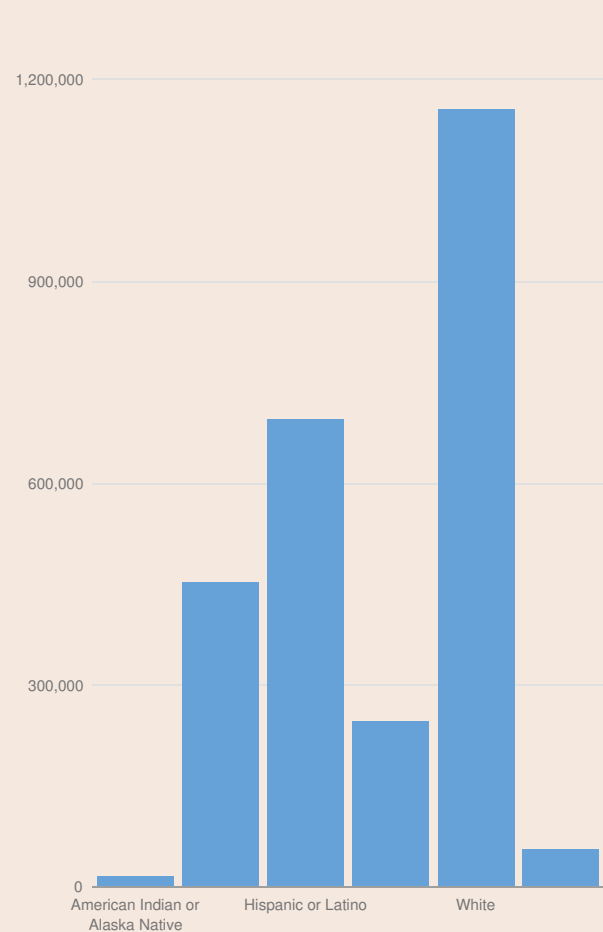
K-12 Enrollment: 2,629,970

### ENROLLMENT BY GENDER

MALE	
1,348,744	51%
FEMALE	
1,281,226	49%



### ENROLLMENT BY ETHNICITY



AMERICAN INDIAN OR ALASKA NATIVE	
17,500	1%
BLACK OR AFRICAN AMERICAN	
455,376	17%
HISPANIC OR LATINO	
696,822	26%
ASIAN OR NATIVE HAWAIIAN/OTHER PACIFIC ISLANDER	
247,032	9%
WHITE	
1,155,959	44%
MULTIRACIAL	
57,281	2%

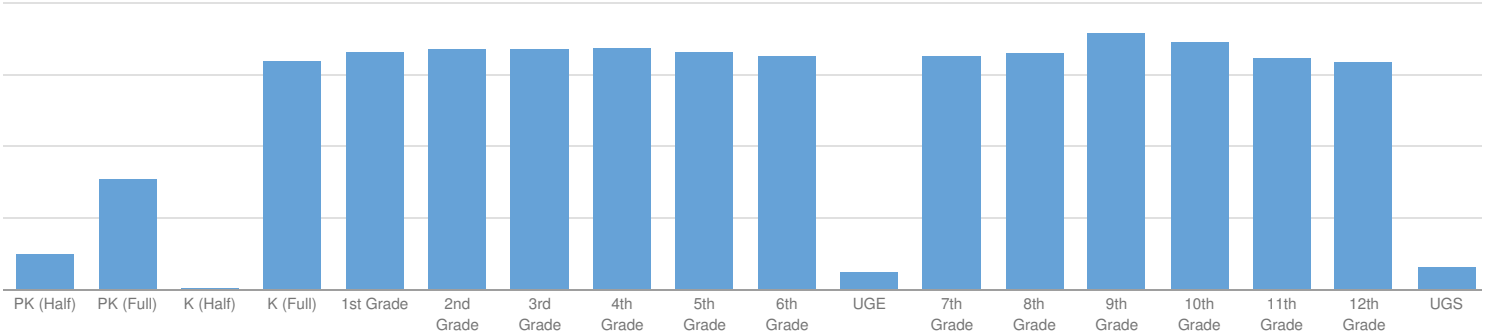
# OTHER GROUPS

ENGLISH LANGUAGE LEARNERS	
237,076	9%

STUDENTS WITH DISABILITIES	
454,844	17%

ECONOMICALLY DISADVANTAGED	
1,439,985	55%

## ENROLLMENT BY GRADE



<b>PRE-K (HALF DAY)</b>	<b>PRE-K (FULL DAY)</b>	<b>K (HALF DAY)</b>	<b>K (FULL DAY)</b>
29,630   1%	93,051   3%	1,970   0%	191,352   7%
<b>1ST GRADE</b>	<b>2ND GRADE</b>	<b>3RD GRADE</b>	<b>4TH GRADE</b>
198,942   7%	201,213   7%	201,950   7%	202,160   7%
<b>5TH GRADE</b>	<b>6TH GRADE</b>	<b>UNGRADED ELEMENTARY</b>	<b>7TH GRADE</b>
199,110   7%	195,946   7%	15,307   1%	196,512   7%
<b>8TH GRADE</b>	<b>9TH GRADE</b>	<b>10TH GRADE</b>	<b>11TH GRADE</b>
198,278   7%	214,886   8%	208,306   8%	194,119   7%
<b>12TH GRADE</b>	<b>UNGRADED SECONDARY</b>		
190,645   7%	19,274   1%		