


These enrollment data are collected as part of NYSED's Student Information Repository System (SIRS). These counts are as of "BEDS Day" which is typically the first Wednesday in October. Available are enrollment counts for public and charter school students by various demographics for the 2016 - 17 school year. For nonpublic school enrollment data please see the [Non-Public School Enrollment and Staff information](#) on our Information and Reporting Services webpage.

## HARRISON CSD ENROLLMENT (2016 - 17)

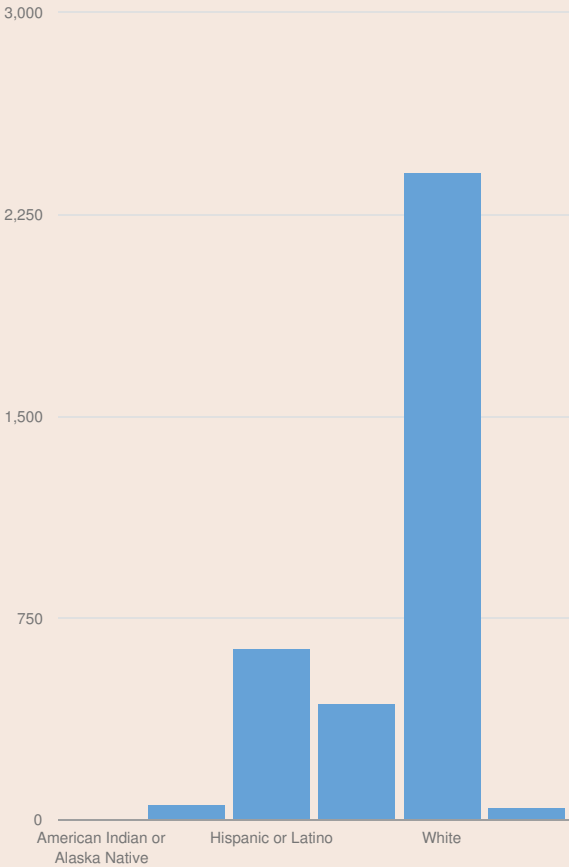
K-12 Enrollment: 3,587

### ENROLLMENT BY GENDER

MALE	
1,788	50%
FEMALE	
1,799	50%



### ENROLLMENT BY ETHNICITY

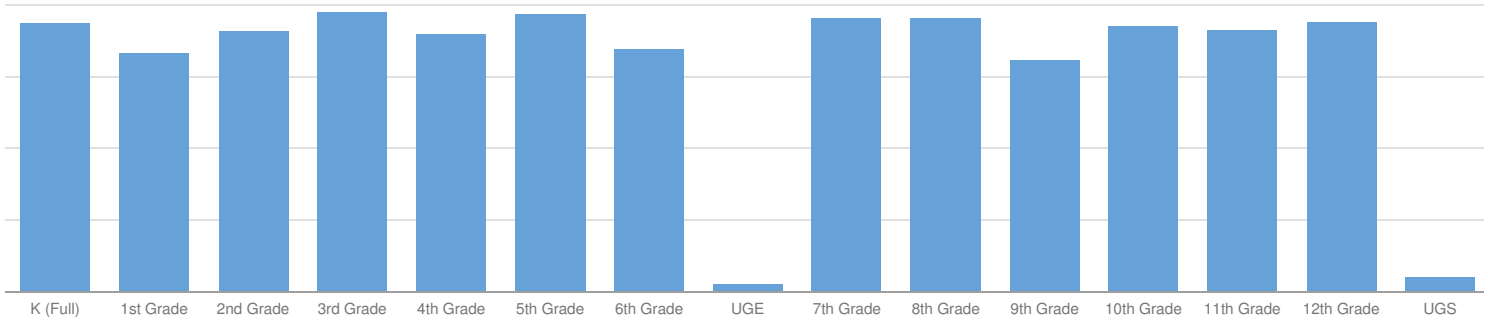


AMERICAN INDIAN OR ALASKA NATIVE	
4	0%
BLACK OR AFRICAN AMERICAN	
57	2%
HISPANIC OR LATINO	
636	18%
ASIAN OR NATIVE HAWAIIAN/OTHER PACIFIC ISLANDER	
435	12%
WHITE	
2,406	67%
MULTIRACIAL	
49	1%

## OTHER GROUPS

ENGLISH LANGUAGE LEARNERS		STUDENTS WITH DISABILITIES		ECONOMICALLY DISADVANTAGED	
306	9%	411	11%	672	19%

## ENROLLMENT BY GRADE



<b>K (FULL DAY)</b>	<b>1ST GRADE</b>	<b>2ND GRADE</b>	<b>3RD GRADE</b>
281   8%	250   7%	273   8%	293   8%
<b>4TH GRADE</b>	<b>5TH GRADE</b>	<b>6TH GRADE</b>	<b>UNGRADED ELEMENTARY</b>
270   8%	291   8%	254   7%	8   0%
<b>7TH GRADE</b>	<b>8TH GRADE</b>	<b>9TH GRADE</b>	<b>10TH GRADE</b>
287   8%	286   8%	243   7%	278   8%
<b>11TH GRADE</b>	<b>12TH GRADE</b>	<b>UNGRADED SECONDARY</b>	
275   8%	282   8%	16   0%	