


These enrollment data are collected as part of NYSED's Student Information Repository System (SIRS). These counts are as of "BEDS Day" which is typically the first Wednesday in October. Available are enrollment counts for public and charter school students by various demographics for the 2016 - 17 school year. For nonpublic school enrollment data please see the [Non-Public School Enrollment and Staff information](#) on our Information and Reporting Services webpage.

CSI HS-INTERNATIONAL STUDIES ENROLLMENT (2016 - 17)

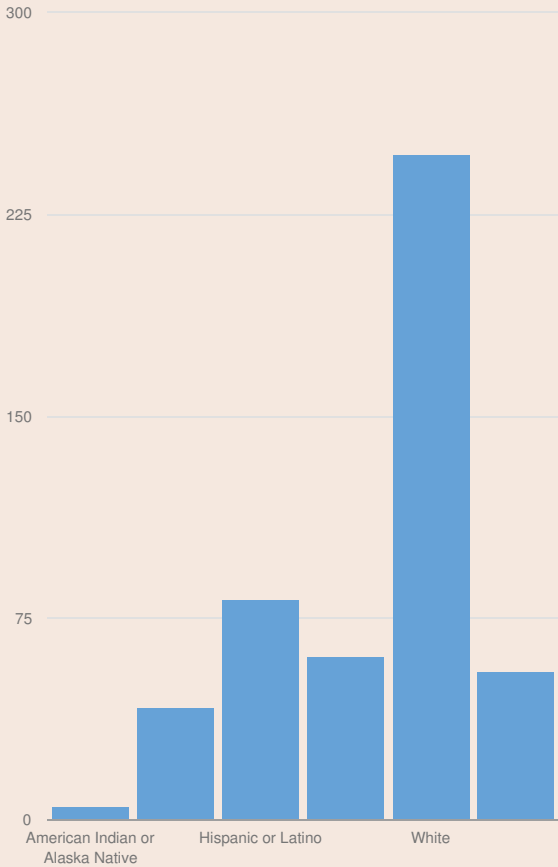
K-12 Enrollment: 492

ENROLLMENT BY GENDER

MALE	
191	39%
FEMALE	
301	61%



ENROLLMENT BY ETHNICITY

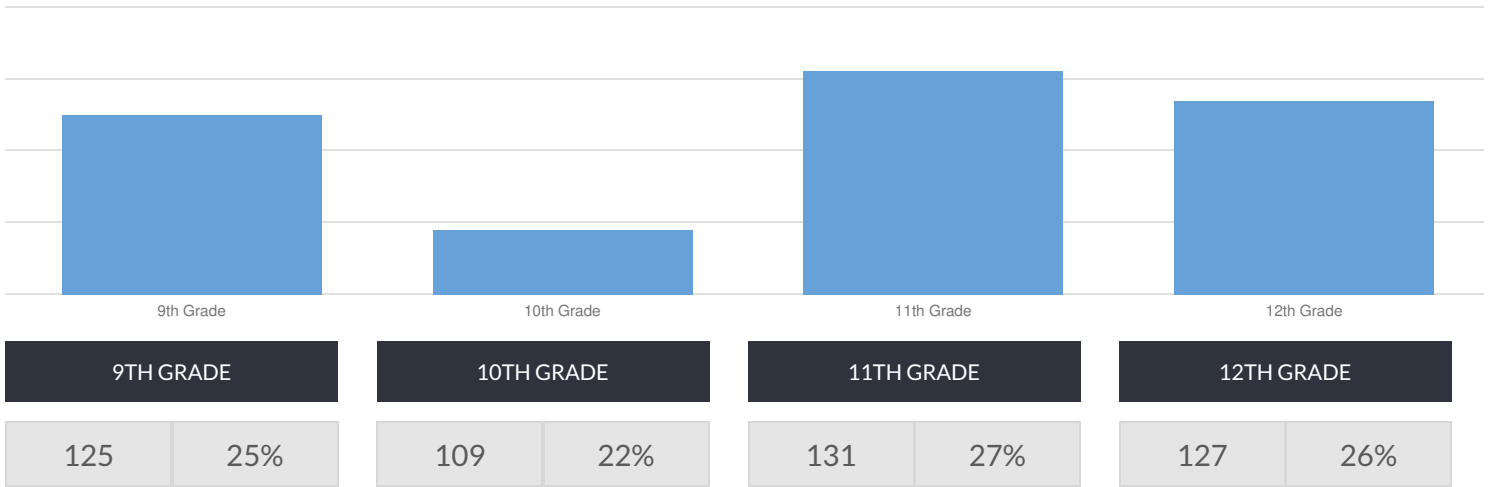


AMERICAN INDIAN OR ALASKA NATIVE	
5	1%
BLACK OR AFRICAN AMERICAN	
42	9%
HISPANIC OR LATINO	
82	17%
ASIAN OR NATIVE HAWAIIAN/OTHER PACIFIC ISLANDER	
61	12%
WHITE	
247	50%
MULTIRACIAL	
55	11%

OTHER GROUPS



ENROLLMENT BY GRADE



© COPYRIGHT NEW YORK STATE EDUCATION DEPARTMENT, ALL RIGHTS RESERVED.

THIS DOCUMENT WAS CREATED ON: OCTOBER 17, 2019, 6:14 AM EST