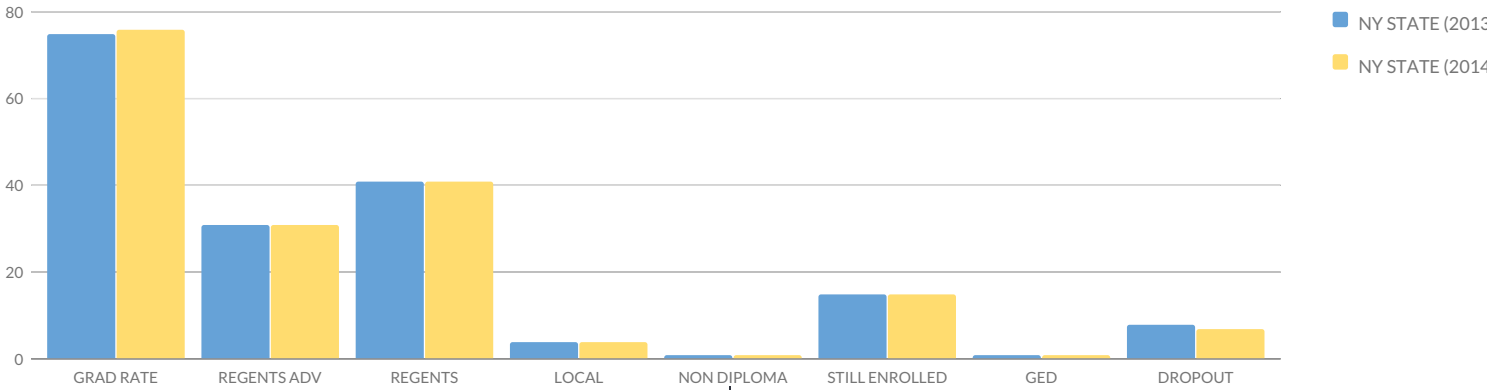


NY STATE GRADUATION RATE DATA 4 YEAR OUTCOME AS OF JUNE

Graduate data are reported for a 9th grade cohort for the first time at the end of June of the 4th year of high school. The graduation rate as of August of the 4th year, June of the 5th year, and June of the 6th year of high school are also calculated and available. For complete information on the types of diploma credentials which can be earned and the criteria for each see [Diploma Requirements](#).



2013

2014

ALL STUDENTS

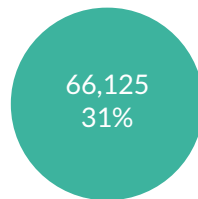
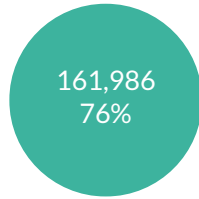
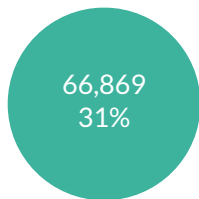
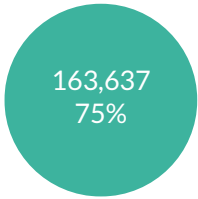
ALL STUDENTS

GRAD RATE

REGENTS WITH A...

GRAD RATE

REGENTS WITH A...

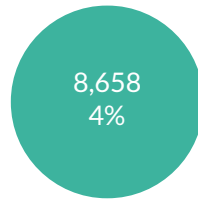
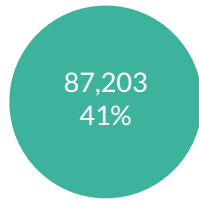
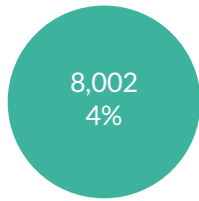
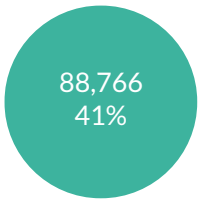


REGENTS DIPLOM...

LOCAL DIPLOMA

REGENTS DIPLOM...

LOCAL DIPLOMA



TOTAL STUDENTS IN COHORT: 218,471

TOTAL STUDENTS IN COHORT: 212,001

NON DIPLOMA CRED

STILL ENROLLED

NON DIPLOMA CRED

STILL ENROLLED

2,515	1%
-------	----

33,021	15%
--------	-----

1,952	1%
-------	----

31,038	15%
--------	-----

GED TRANSFER

DROPOUT

GED TRANSFER

DROPOUT

1,843	1%
-------	----

17,027	8%
--------	----

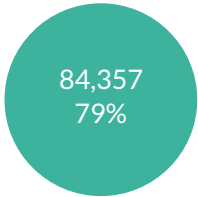
1,434	1%
-------	----

15,207	7%
--------	----

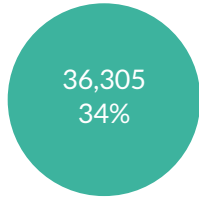
BY GENDER

FEMALE

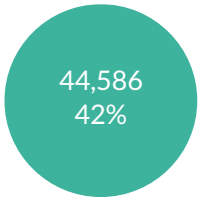
GRAD RATE



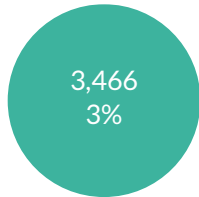
REGENTS WITH A...



REGENTS DIPLOM...



LOCAL DIPLOMA



TOTAL STUDENTS IN COHORT: 107,176

NON DIPLOMA CRED

952	1%
-----	----

STILL ENROLLED

13,790	13%
--------	-----

GED TRANSFER

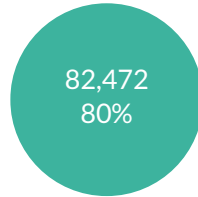
731	1%
-----	----

DROPOUT

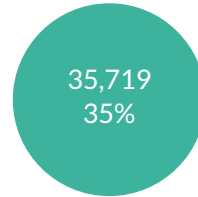
7,252	7%
-------	----

FEMALE

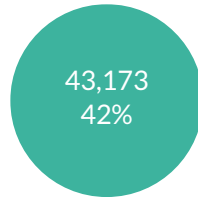
GRAD RATE



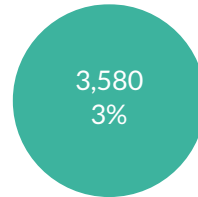
REGENTS WITH A...



REGENTS DIPLOM...



LOCAL DIPLOMA



TOTAL STUDENTS IN COHORT: 103,369

NON DIPLOMA CRED

732	1%
-----	----

STILL ENROLLED

12,878	12%
--------	-----

GED TRANSFER

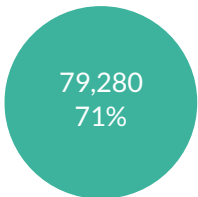
557	1%
-----	----

DROPOUT

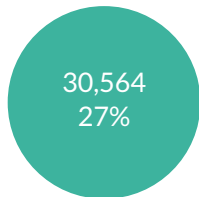
6,642	6%
-------	----

MALE

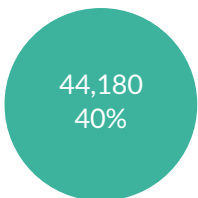
GRAD RATE



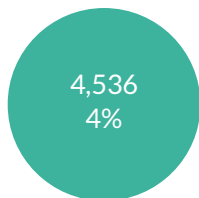
REGENTS WITH A...



REGENTS DIPLOM...



LOCAL DIPLOMA



TOTAL STUDENTS IN COHORT: 111,295

NON DIPLOMA CRED

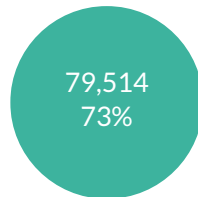
1,563	1%
-------	----

STILL ENROLLED

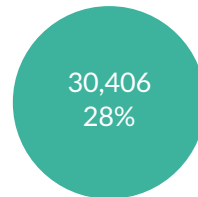
19,231	17%
--------	-----

MALE

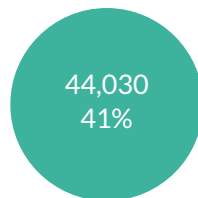
GRAD RATE



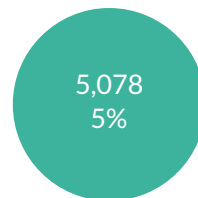
REGENTS WITH A...



REGENTS DIPLOM...



LOCAL DIPLOMA



TOTAL STUDENTS IN COHORT: 108,632

NON DIPLOMA CRED

1,220	1%
-------	----

STILL ENROLLED

18,160	17%
--------	-----

GED TRANSFER

1,112

1%

DROPOUT

9,775

9%

GED TRANSFER

877

1%

DROPOUT

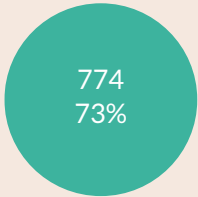
8,565

8%

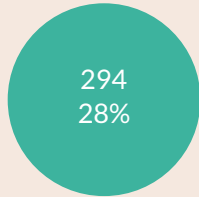
BY ETHNICITY

MULTIRACIAL

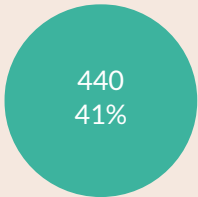
GRAD RATE



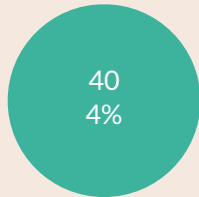
REGENTS WITH A...



REGENTS DIPLOM...



LOCAL DIPLOMA



TOTAL STUDENTS IN COHORT: 1,063

NON DIPLOMA CRED



STILL ENROLLED



GED TRANSFER

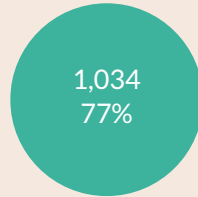


DROPOUT

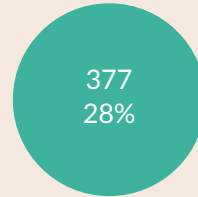


MULTIRACIAL

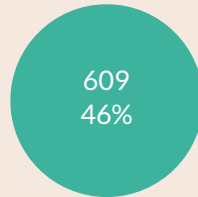
GRAD RATE



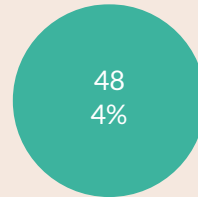
REGENTS WITH A...



REGENTS DIPLOM...



LOCAL DIPLOMA



TOTAL STUDENTS IN COHORT: 1,335

NON DIPLOMA CRED



STILL ENROLLED



GED TRANSFER

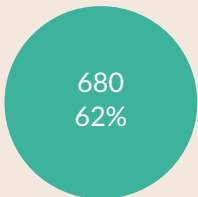


DROPOUT

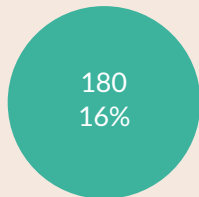


AMERICAN INDIAN OR ALASKA NATIVE

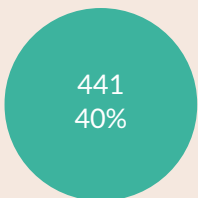
GRAD RATE



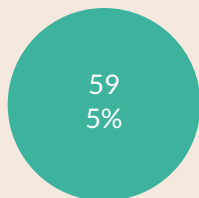
REGENTS WITH A...



REGENTS DIPLOM...



LOCAL DIPLOMA



TOTAL STUDENTS IN COHORT: 1,094

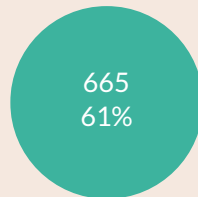
NON DIPLOMA CRED



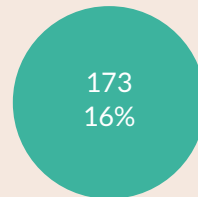
STILL ENROLLED



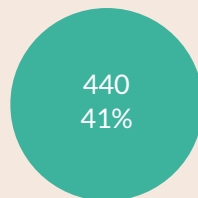
GRAD RATE



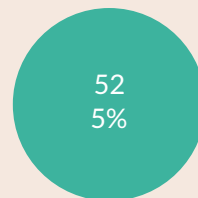
REGENTS WITH A...



REGENTS DIPLOM...



LOCAL DIPLOMA



TOTAL STUDENTS IN COHORT: 1,083

NON DIPLOMA CRED



STILL ENROLLED



GED TRANSFER

DROPOUT

22	2%
----	----

180	16%
-----	-----

GED TRANSFER

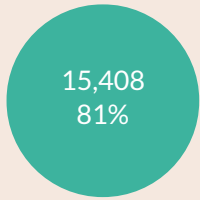
DROPOUT

15	1%
----	----

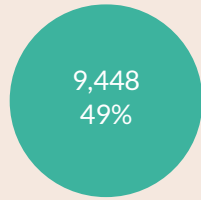
181	17%
-----	-----

ASIAN OR NATIVE HAWAIIAN/OTHER PACIFIC ISLANDER

GRAD RATE



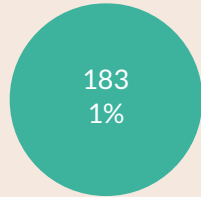
REGENTS WITH A...



REGENTS DIPLOM...



LOCAL DIPLOMA



TOTAL STUDENTS IN COHORT: 19,123

NON DIPLOMA CRED



STILL ENROLLED



GED TRANSFER

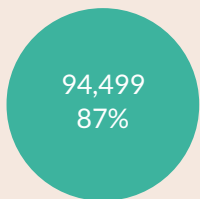


DROPOUT

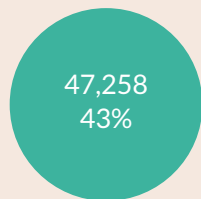


WHITE

GRAD RATE



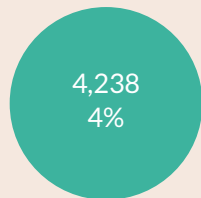
REGENTS WITH A...



REGENTS DIPLOM...



LOCAL DIPLOMA



TOTAL STUDENTS IN COHORT: 109,201

NON DIPLOMA CRED



STILL ENROLLED



GED TRANSFER

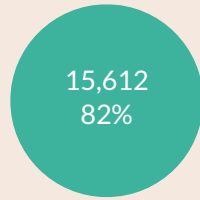


DROPOUT

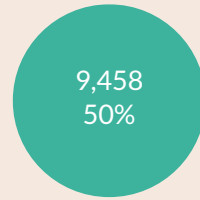


ASIAN OR NATIVE HAWAIIAN/OTHER PACIFIC ISLANDER

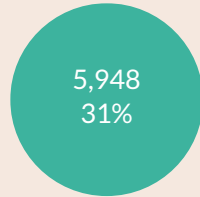
GRAD RATE



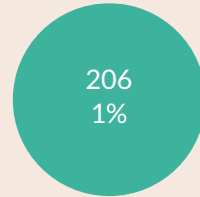
REGENTS WITH A...



REGENTS DIPLOM...



LOCAL DIPLOMA



TOTAL STUDENTS IN COHORT: 18,978

NON DIPLOMA CRED



STILL ENROLLED



GED TRANSFER

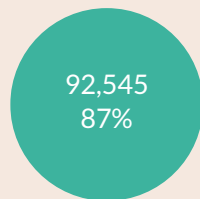


DROPOUT

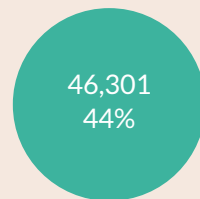


WHITE

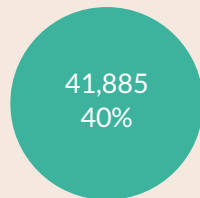
GRAD RATE



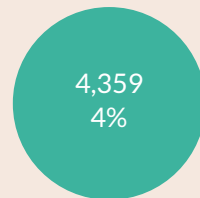
REGENTS WITH A...



REGENTS DIPLOM...



LOCAL DIPLOMA



TOTAL STUDENTS IN COHORT: 105,990

NON DIPLOMA CRED



STILL ENROLLED



GED TRANSFER



DROPOUT

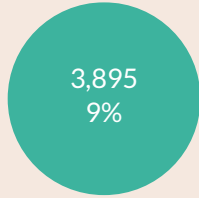


BLACK OR AFRICAN AMERICAN

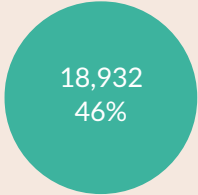
GRAD RATE



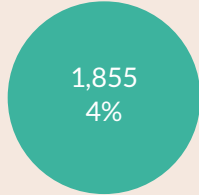
REGENTS WITH A...



REGENTS DIPLOM...




LOCAL DIPLOMA



TOTAL STUDENTS IN COHORT: 41,347

NON DIPLOMA CRED



STILL ENROLLED



GED TRANSFER

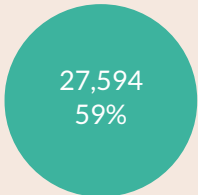


DROPOUT

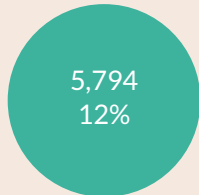


HISPANIC OR LATINO

GRAD RATE



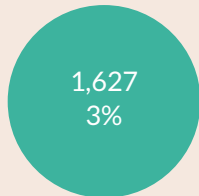
REGENTS WITH A...



REGENTS DIPLOM...



LOCAL DIPLOMA



TOTAL STUDENTS IN COHORT: 46,643

NON DIPLOMA CRED



STILL ENROLLED



GED TRANSFER

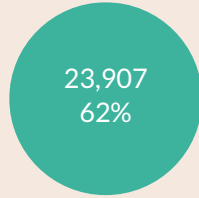


DROPOUT

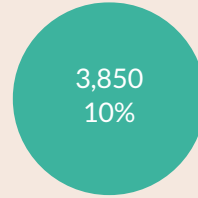


BLACK OR AFRICAN AMERICAN

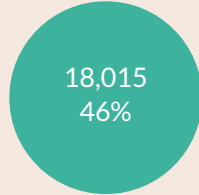
GRAD RATE



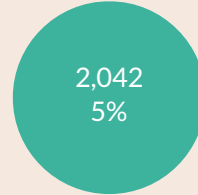
REGENTS WITH A...



REGENTS DIPLOM...



LOCAL DIPLOMA



TOTAL STUDENTS IN COHORT: 38,809

NON DIPLOMA CRED



STILL ENROLLED



GED TRANSFER

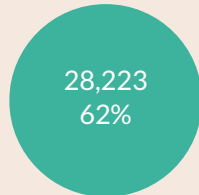


DROPOUT

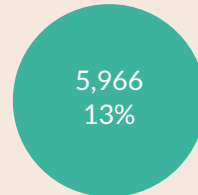


HISPANIC OR LATINO

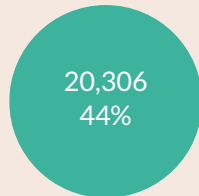
GRAD RATE



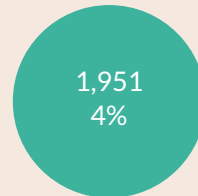
REGENTS WITH A...



REGENTS DIPLOM...



LOCAL DIPLOMA



TOTAL STUDENTS IN COHORT: 45,806

NON DIPLOMA CRED



STILL ENROLLED



GED TRANSFER



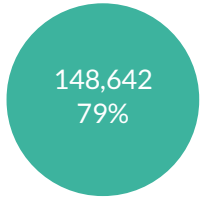
DROPOUT



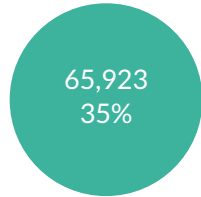
OTHER GROUPS

GENERAL-EDUCATION STUDENTS

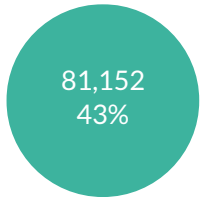
GRAD RATE



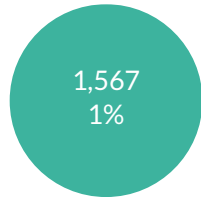
REGENTS WITH A...



REGENTS DIPLOM...



LOCAL DIPLOMA



TOTAL STUDENTS IN COHORT: 187,662


NON DIPLOMA CRED



STILL ENROLLED



GED TRANSFER

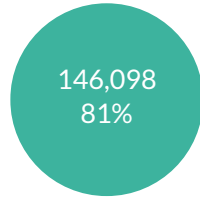


DROPOUT

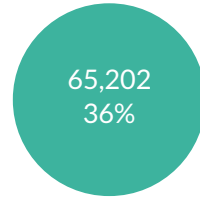


GENERAL-EDUCATION STUDENTS

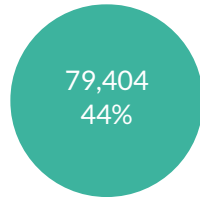
GRAD RATE



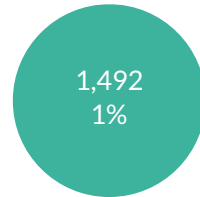
REGENTS WITH A...



REGENTS DIPLOM...



LOCAL DIPLOMA



TOTAL STUDENTS IN COHORT: 180,127

NON DIPLOMA CRED



STILL ENROLLED



GED TRANSFER

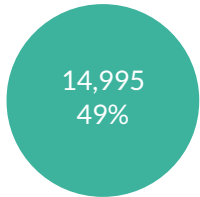


DROPOUT

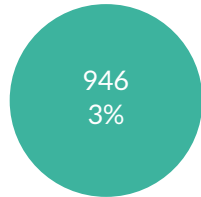


STUDENTS WITH DISABILITIES

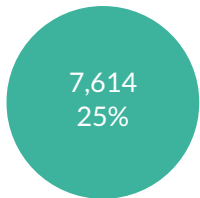
GRAD RATE



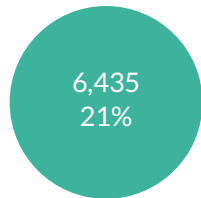
REGENTS WITH A...



REGENTS DIPLOM...



LOCAL DIPLOMA



TOTAL STUDENTS IN COHORT: 30,809

NON DIPLOMA CRED

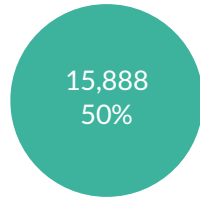


STILL ENROLLED

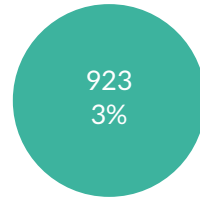


STUDENTS WITH DISABILITIES

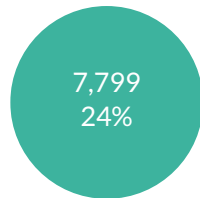
GRAD RATE



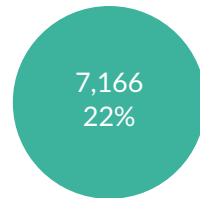
REGENTS WITH A...



REGENTS DIPLOM...



LOCAL DIPLOMA



TOTAL STUDENTS IN COHORT: 31,874

NON DIPLOMA CRED



STILL ENROLLED



GED TRANSFER

415

1%

DROPOUT

4,297

14%

GED TRANSFER

340

1%

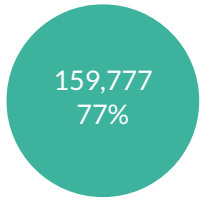
DROPOUT

4,158

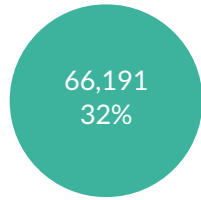
13%

NON-ENGLISH LANGUAGE LEARNERS

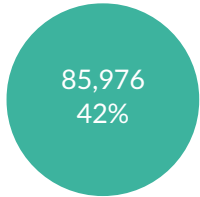
GRAD RATE



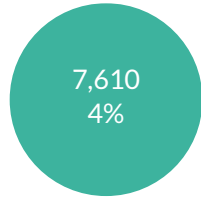
REGENTS WITH A...



REGENTS DIPLOM...



LOCAL DIPLOMA




TOTAL STUDENTS IN COHORT: 206,194

NON DIPLOMA CRED



STILL ENROLLED



GED TRANSFER

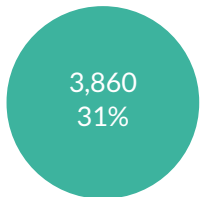


DROPOUT

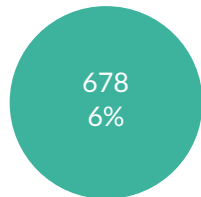


ENGLISH LANGUAGE LEARNERS

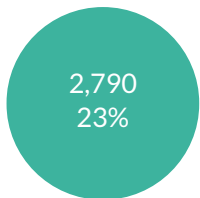
GRAD RATE



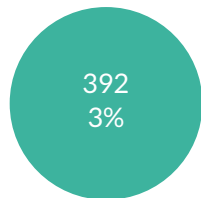
REGENTS WITH A...



REGENTS DIPLOM...



LOCAL DIPLOMA



TOTAL STUDENTS IN COHORT: 12,277

NON DIPLOMA CRED



STILL ENROLLED



GED TRANSFER

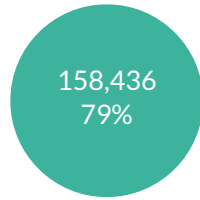


DROPOUT

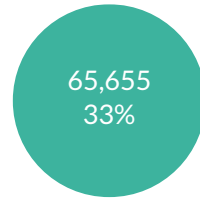


NON-ENGLISH LANGUAGE LEARNERS

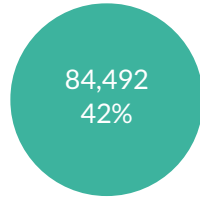
GRAD RATE



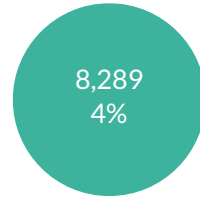
REGENTS WITH A...



REGENTS DIPLOM...



LOCAL DIPLOMA



TOTAL STUDENTS IN COHORT: 200,636

NON DIPLOMA CRED




STILL ENROLLED



GED TRANSFER

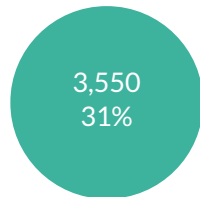


DROPOUT

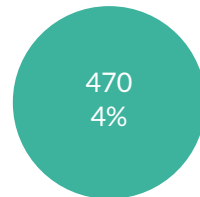


ENGLISH LANGUAGE LEARNERS

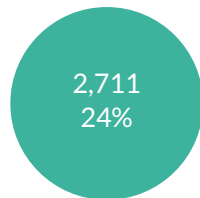
GRAD RATE



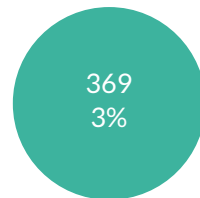
REGENTS WITH A...



REGENTS DIPLOM...



LOCAL DIPLOMA



TOTAL STUDENTS IN COHORT: 11,365

NON DIPLOMA CRED



STILL ENROLLED



GED TRANSFER



DROPOUT

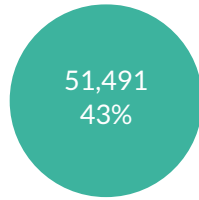


NOT ECONOMICALLY DISADVANTAGED

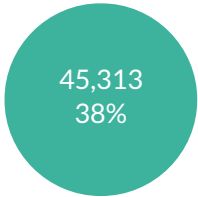
GRAD RATE



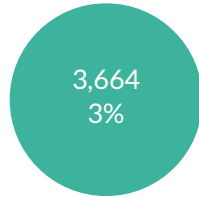
REGENTS WITH A...



REGENTS DIPLOM...



LOCAL DIPLOMA

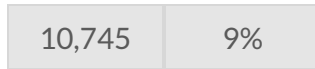


TOTAL STUDENTS IN COHORT: 120,319

NON DIPLOMA CRED



STILL ENROLLED



GED TRANSFER

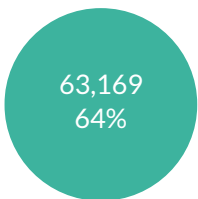


DROPOUT

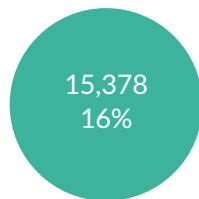


ECONOMICALLY DISADVANTAGED

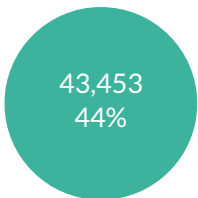
GRAD RATE



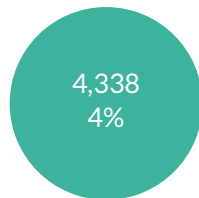
REGENTS WITH A...



REGENTS DIPLOM...



LOCAL DIPLOMA



TOTAL STUDENTS IN COHORT: 98,152

NON DIPLOMA CRED



STILL ENROLLED



GED TRANSFER

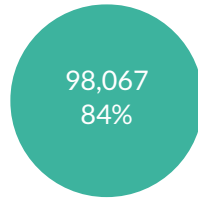


DROPOUT

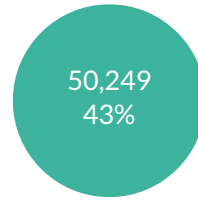


NOT ECONOMICALLY DISADVANTAGED

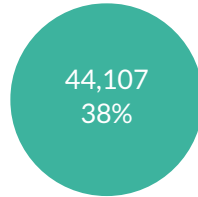
GRAD RATE



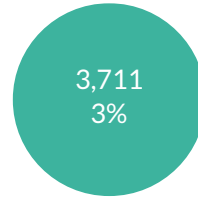
REGENTS WITH A...



REGENTS DIPLOM...



LOCAL DIPLOMA



TOTAL STUDENTS IN COHORT: 116,339

NON DIPLOMA CRED



STILL ENROLLED



GED TRANSFER

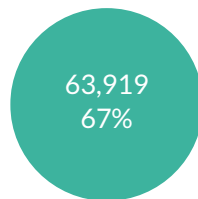


DROPOUT

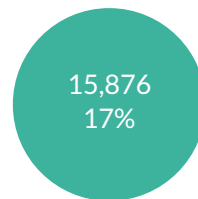


ECONOMICALLY DISADVANTAGED

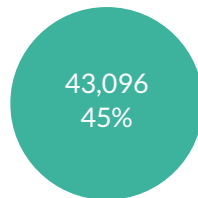
GRAD RATE



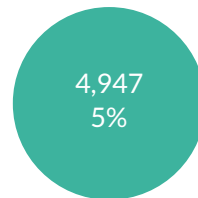
REGENTS WITH A...



REGENTS DIPLOM...



LOCAL DIPLOMA




TOTAL STUDENTS IN COHORT: 95,662

NON DIPLOMA CRED



STILL ENROLLED



GED TRANSFER

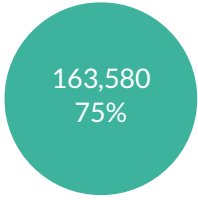


DROPOUT

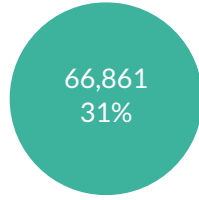


NOT MIGRANT

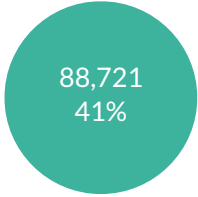
GRAD RATE



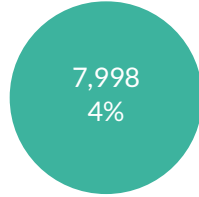
REGENTS WITH A...



REGENTS DIPLOM...



LOCAL DIPLOMA




TOTAL STUDENTS IN COHORT: 218,362

NON DIPLOMA CRED



STILL ENROLLED



GED TRANSFER

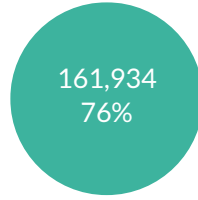


DROPOUT

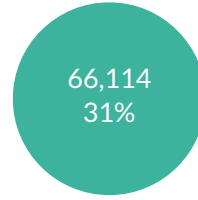


NOT MIGRANT

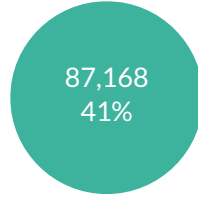
GRAD RATE



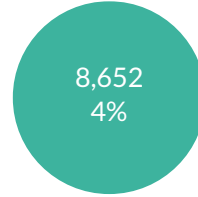
REGENTS WITH A...



REGENTS DIPLOM...




LOCAL DIPLOMA




TOTAL STUDENTS IN COHORT: 211,916


NON DIPLOMA CRED




STILL ENROLLED



GED TRANSFER

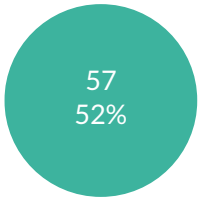


DROPOUT

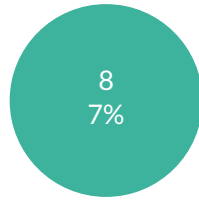


MIGRANT

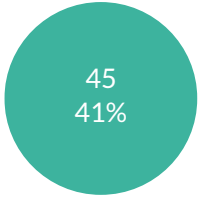
GRAD RATE



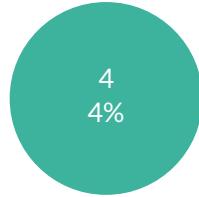
REGENTS WITH A...



REGENTS DIPLOM...



LOCAL DIPLOMA



TOTAL STUDENTS IN COHORT: 109

NON DIPLOMA CRED



STILL ENROLLED



GED TRANSFER

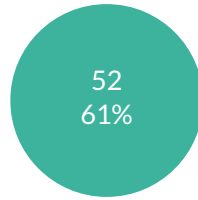


DROPOUT

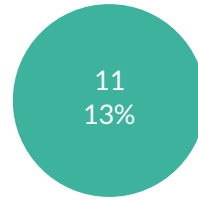


MIGRANT

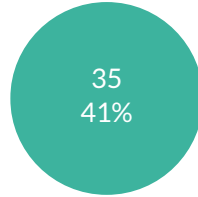
GRAD RATE



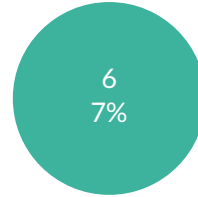
REGENTS WITH A...



REGENTS DIPLOM...



LOCAL DIPLOMA



TOTAL STUDENTS IN COHORT: 85

NON DIPLOMA CRED



STILL ENROLLED



GED TRANSFER



DROPOUT



© COPYRIGHT NEW YORK STATE EDUCATION DEPARTMENT, ALL RIGHTS RESERVED.

THIS DOCUMENT WAS CREATED ON: JUNE 25, 2019, 6:33 AM EST