
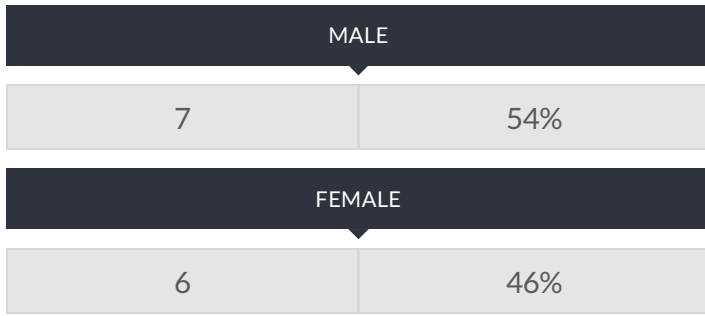
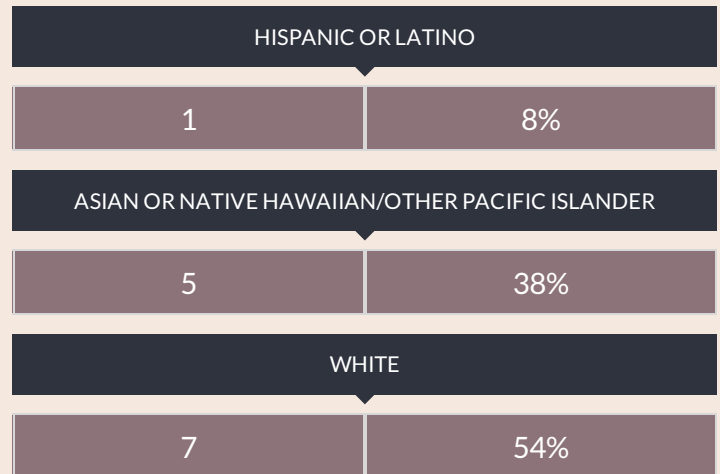


ENROLLMENT BY GENDER



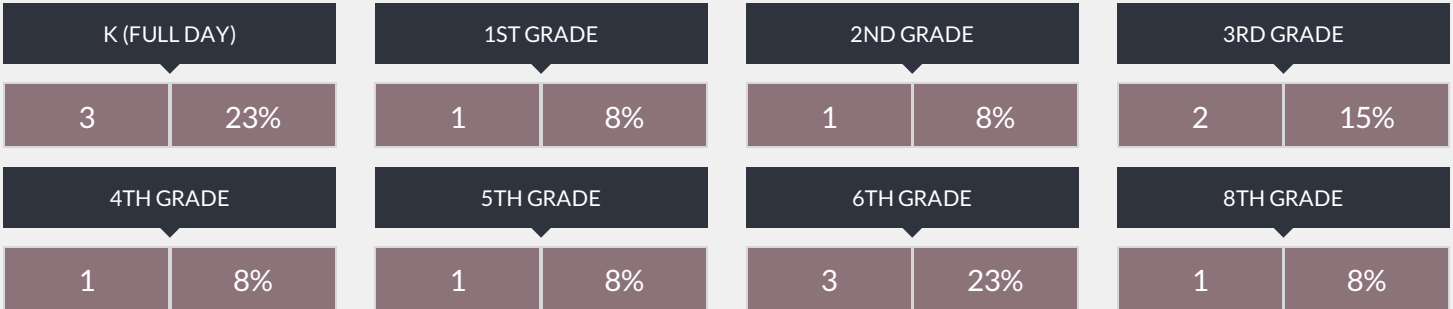
ENROLLMENT BY ETHNICITY



OTHER GROUPS



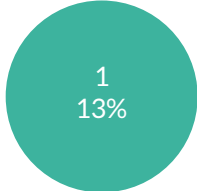
ENROLLMENT BY GRADE



FULTON COUNTY PUBLIC SCHOOL ENGLISH LANGUAGE LEARNERS 3-8 ELA ASSESSMENT (2015 - 16)

ALL STUDENTS

PROFICIENT



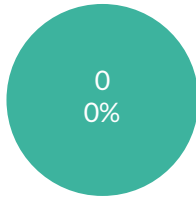
TOTAL TESTED: 8



BY GENDER

FEMALE

PROFICIENT



TOTAL TESTED: 3

LEVEL 1



LEVEL 2



LEVEL 3

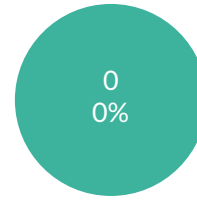


LEVEL 4



MALE

PROFICIENT



TOTAL TESTED: 5

LEVEL 1



LEVEL 2



LEVEL 3



LEVEL 4



BY ETHNICITY


MULTIRACIAL

PROFICIENT




TOTAL TESTED: 0


LEVEL 1




LEVEL 2



LEVEL 3

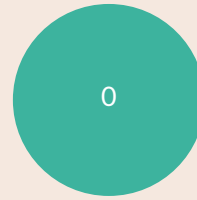


LEVEL 4




AMERICAN INDIAN OR ALASKA NATIVE

PROFICIENT




TOTAL TESTED: 0


LEVEL 1




LEVEL 2



LEVEL 3



LEVEL 4




ASIAN OR NATIVE HAWAIIAN/OTHER PACIFIC ISLANDER

PROFICIENT




TOTAL TESTED: 3


LEVEL 1




LEVEL 2



LEVEL 3

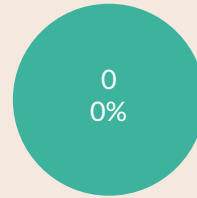


LEVEL 4



WHITE

PROFICIENT



TOTAL TESTED: 5


LEVEL 1




LEVEL 2



LEVEL 3




LEVEL 4



BLACK OR AFRICAN AMERICAN

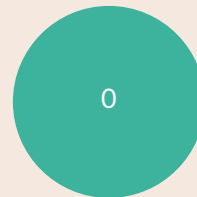
PROFICIENT



TOTAL TESTED: 0

HISPANIC OR LATINO

PROFICIENT



TOTAL TESTED: 0

LEVEL 1

0

0%

LEVEL 2

0

0%

LEVEL 1

0

0%

LEVEL 2

0

0%

LEVEL 3

0

0%

LEVEL 4

0

0%

LEVEL 3

0

0%

LEVEL 4

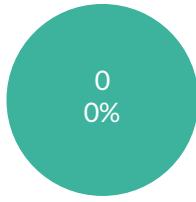
0

0%

OTHER GROUPS

GENERAL-EDUCATION STUDENTS

PROFICIENT



TOTAL TESTED: 5

LEVEL 1



LEVEL 2



LEVEL 3

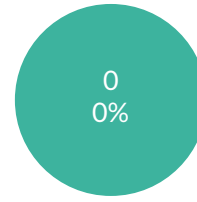


LEVEL 4



STUDENTS WITH DISABILITIES

PROFICIENT



TOTAL TESTED: 3

LEVEL 1



LEVEL 2



LEVEL 3

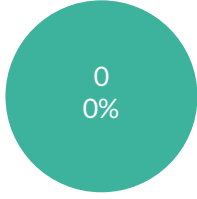


LEVEL 4



NOT ECONOMICALLY DISADVANTAGED

PROFICIENT



TOTAL TESTED: 5

LEVEL 1



LEVEL 2



LEVEL 3

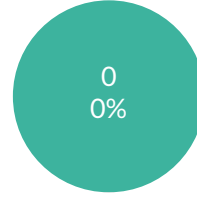


LEVEL 4



ECONOMICALLY DISADVANTAGED

PROFICIENT



TOTAL TESTED: 3

LEVEL 1



LEVEL 2



LEVEL 3

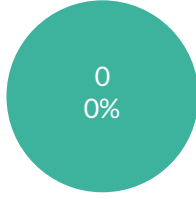


LEVEL 4



NOT MIGRANT

PROFICIENT



TOTAL TESTED: 8

LEVEL 1



LEVEL 2



LEVEL 3

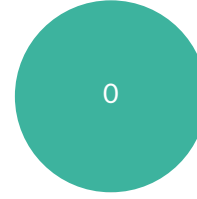


LEVEL 4




MIGRANT

PROFICIENT




TOTAL TESTED: 0


LEVEL 1




LEVEL 2



LEVEL 3



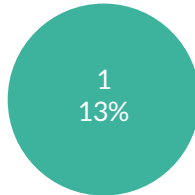
LEVEL 4



FULTON COUNTY PUBLIC SCHOOL ENGLISH LANGUAGE LEARNERS 3-8 MATHEMATICS ASSESSMENT (2015 - 16)

ALL STUDENTS

PROFICIENT



TOTAL TESTED: 8

LEVEL 1




LEVEL 2



LEVEL 3



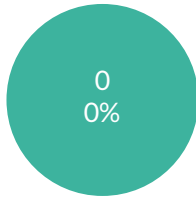
LEVEL 4



BY GENDER

FEMALE

PROFICIENT



TOTAL TESTED: 3

LEVEL 1



LEVEL 2



LEVEL 3

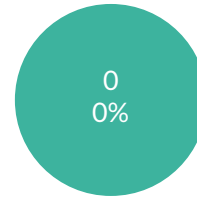


LEVEL 4



MALE

PROFICIENT



TOTAL TESTED: 5

LEVEL 1



LEVEL 2



LEVEL 3




LEVEL 4



BY ETHNICITY


MULTIRACIAL

PROFICIENT




TOTAL TESTED: 0


LEVEL 1




LEVEL 2



LEVEL 3

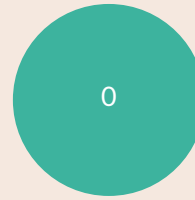


LEVEL 4




AMERICAN INDIAN OR ALASKA NATIVE

PROFICIENT




TOTAL TESTED: 0


LEVEL 1




LEVEL 2



LEVEL 3

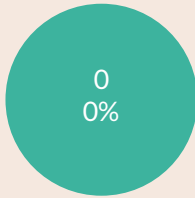


LEVEL 4



ASIAN OR NATIVE HAWAIIAN/OTHER PACIFIC ISLANDER

PROFICIENT



TOTAL TESTED: 3

LEVEL 1



LEVEL 2



LEVEL 3

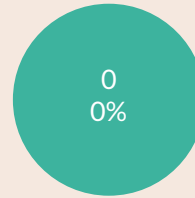


LEVEL 4



WHITE

PROFICIENT




TOTAL TESTED: 5

LEVEL 1



LEVEL 2



LEVEL 3



LEVEL 4



BLACK OR AFRICAN AMERICAN


PROFICIENT



TOTAL TESTED: 0

HISPANIC OR LATINO

PROFICIENT



TOTAL TESTED: 0

LEVEL 1

0

0%

LEVEL 2

0

0%

LEVEL 1

0

0%

LEVEL 2

0

0%

LEVEL 3

0

0%

LEVEL 4

0

0%

LEVEL 3

0

0%

LEVEL 4

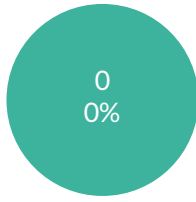
0

0%

OTHER GROUPS

GENERAL-EDUCATION STUDENTS

PROFICIENT



TOTAL TESTED: 5

LEVEL 1



LEVEL 2



LEVEL 3

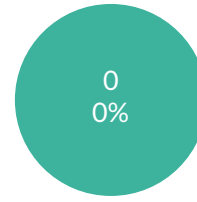


LEVEL 4



STUDENTS WITH DISABILITIES

PROFICIENT



TOTAL TESTED: 3

LEVEL 1



LEVEL 2



LEVEL 3

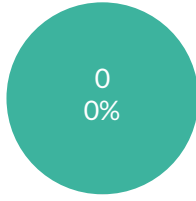


LEVEL 4



NOT ECONOMICALLY DISADVANTAGED

PROFICIENT



TOTAL TESTED: 5

LEVEL 1



LEVEL 2



LEVEL 3

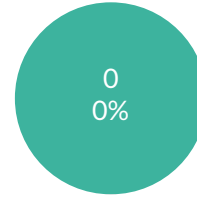


LEVEL 4



ECONOMICALLY DISADVANTAGED

PROFICIENT



TOTAL TESTED: 3

LEVEL 1



LEVEL 2



LEVEL 3

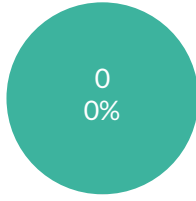


LEVEL 4



NOT MIGRANT

PROFICIENT



TOTAL TESTED: 8

LEVEL 1



LEVEL 2



LEVEL 3

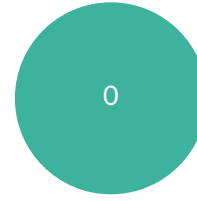


LEVEL 4




MIGRANT

PROFICIENT




TOTAL TESTED: 0


LEVEL 1




LEVEL 2



LEVEL 3



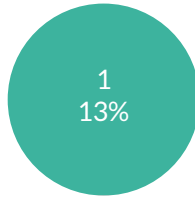
LEVEL 4



FULTON COUNTY PUBLIC SCHOOL ENGLISH LANGUAGE LEARNERS 3-8 MATHEMATICS ASSESSMENT (2015 - 16)

ALL STUDENTS

PROFICIENT



TOTAL TESTED: 8

LEVEL 1



LEVEL 2



LEVEL 3



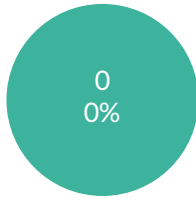
LEVEL 4



BY GENDER

FEMALE

PROFICIENT



TOTAL TESTED: 3

LEVEL 1



LEVEL 2



LEVEL 3

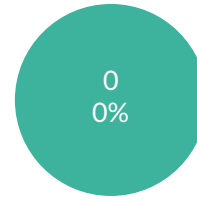


LEVEL 4



MALE

PROFICIENT



TOTAL TESTED: 5

LEVEL 1



LEVEL 2



LEVEL 3



LEVEL 4



BY ETHNICITY


MULTIRACIAL

PROFICIENT




TOTAL TESTED: 0


LEVEL 1




LEVEL 2



LEVEL 3

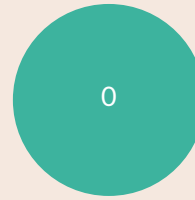


LEVEL 4




AMERICAN INDIAN OR ALASKA NATIVE

PROFICIENT




TOTAL TESTED: 0


LEVEL 1




LEVEL 2



LEVEL 3

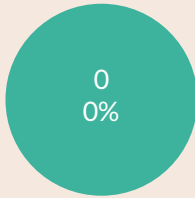


LEVEL 4



ASIAN OR NATIVE HAWAIIAN/OTHER PACIFIC ISLANDER

PROFICIENT



TOTAL TESTED: 3


LEVEL 1



LEVEL 2



LEVEL 3

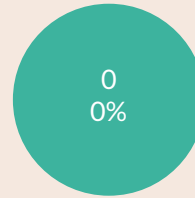


LEVEL 4



WHITE

PROFICIENT




TOTAL TESTED: 5

LEVEL 1



LEVEL 2



LEVEL 3



LEVEL 4



BLACK OR AFRICAN AMERICAN


PROFICIENT



TOTAL TESTED: 0

HISPANIC OR LATINO

PROFICIENT



TOTAL TESTED: 0

LEVEL 1

0

0%

LEVEL 2

0

0%

LEVEL 1

0

0%

LEVEL 2

0

0%

LEVEL 3

0

0%

LEVEL 4

0

0%

LEVEL 3

0

0%

LEVEL 4

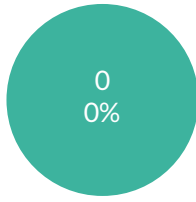
0

0%

OTHER GROUPS

GENERAL-EDUCATION STUDENTS

PROFICIENT



TOTAL TESTED: 5

LEVEL 1



LEVEL 2



LEVEL 3

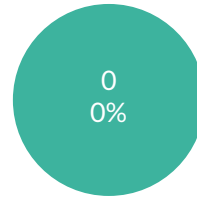


LEVEL 4



STUDENTS WITH DISABILITIES

PROFICIENT



TOTAL TESTED: 3

LEVEL 1



LEVEL 2



LEVEL 3

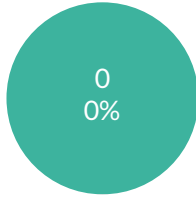


LEVEL 4



NOT ECONOMICALLY DISADVANTAGED

PROFICIENT



TOTAL TESTED: 5

LEVEL 1



LEVEL 2



LEVEL 3

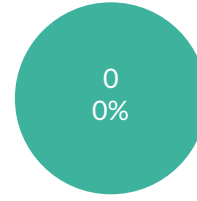


LEVEL 4



ECONOMICALLY DISADVANTAGED

PROFICIENT



TOTAL TESTED: 3

LEVEL 1



LEVEL 2



LEVEL 3

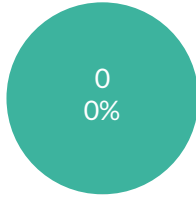


LEVEL 4



NOT MIGRANT

PROFICIENT



TOTAL TESTED: 8

LEVEL 1



0%

LEVEL 2



0%

LEVEL 3



0%

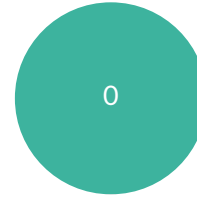
LEVEL 4



0%


MIGRANT

PROFICIENT



TOTAL TESTED: 0


LEVEL 1



0

0%


LEVEL 2



0

0%


LEVEL 3



0

0%

LEVEL 4



0

0%

NEW YORK STATE ENGLISH AS A SECOND LANGUAGE ACHIEVEMENT TEST (NYSESLAT) RESULTS (2015 - 16)

KINDERGARTEN

GROUP	TOTAL TESTED	ENTERING	EMERGING	TRANSITIONING	EXPANDING	COMMANDING
ALL STUDENTS	3	-	-	-	-	-
GENERAL EDUCATION	3	-	-	-	-	-

GRADE 1

GROUP	TOTAL TESTED	ENTERING	EMERGING	TRANSITIONING	EXPANDING	COMMANDING
ALL STUDENTS	1	-	-	-	-	-
GENERAL EDUCATION	1	-	-	-	-	-

GRADE 2

GROUP	TOTAL TESTED	ENTERING	EMERGING	TRANSITIONING	EXPANDING	COMMANDING
ALL STUDENTS	1	-	-	-	-	-
GENERAL EDUCATION	1	-	-	-	-	-

GRADE 3

GROUP	TOTAL TESTED	ENTERING	EMERGING	TRANSITIONING	EXPANDING	COMMANDING
ALL STUDENTS	2	-	-	-	-	-
GENERAL EDUCATION	2	-	-	-	-	-

GRADE 4

GROUP	TOTAL TESTED	ENTERING	EMERGING	TRANSITIONING	EXPANDING	COMMANDING
ALL STUDENTS	1	-	-	-	-	-
GENERAL EDUCATION	1	-	-	-	-	-

GRADE 5

GROUP	TOTAL TESTED	ENTERING	EMERGING	TRANSITIONING	EXPANDING	COMMANDING
ALL STUDENTS	1	-	-	-	-	-
STUDENTS WITH DISABILITIES	1	-	-	-	-	-

GRADE 6

GROUP	TOTAL TESTED	ENTERING	EMERGING	TRANSITIONING	EXPANDING	COMMANDING
ALL STUDENTS	3	-	-	-	-	-
GENERAL EDUCATION	2	-	-	-	-	-
STUDENTS WITH DISABILITIES	1	-	-	-	-	-

GRADE 8

GROUP	TOTAL TESTED	ENTERING	EMERGING	TRANSITIONING	EXPANDING	COMMANDING
ALL STUDENTS	1	-	-	-	-	-
STUDENTS WITH DISABILITIES	1	-	-	-	-	-