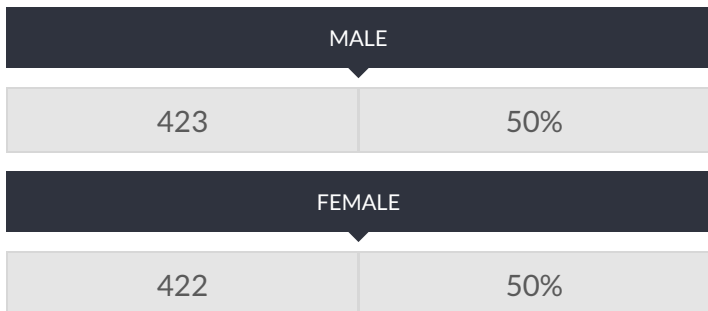


These enrollment data are collected as part of NYSED's Student Information Repository System (SIRS). These counts are as of "BEDS Day" which is typically the first Wednesday in October. Available are enrollment counts for public and charter school students by various demographics for the 2017 - 18 school year. For nonpublic school enrollment data please see the [Non-Public School Enrollment and Staff information](#) on our Information and Reporting Services webpage.

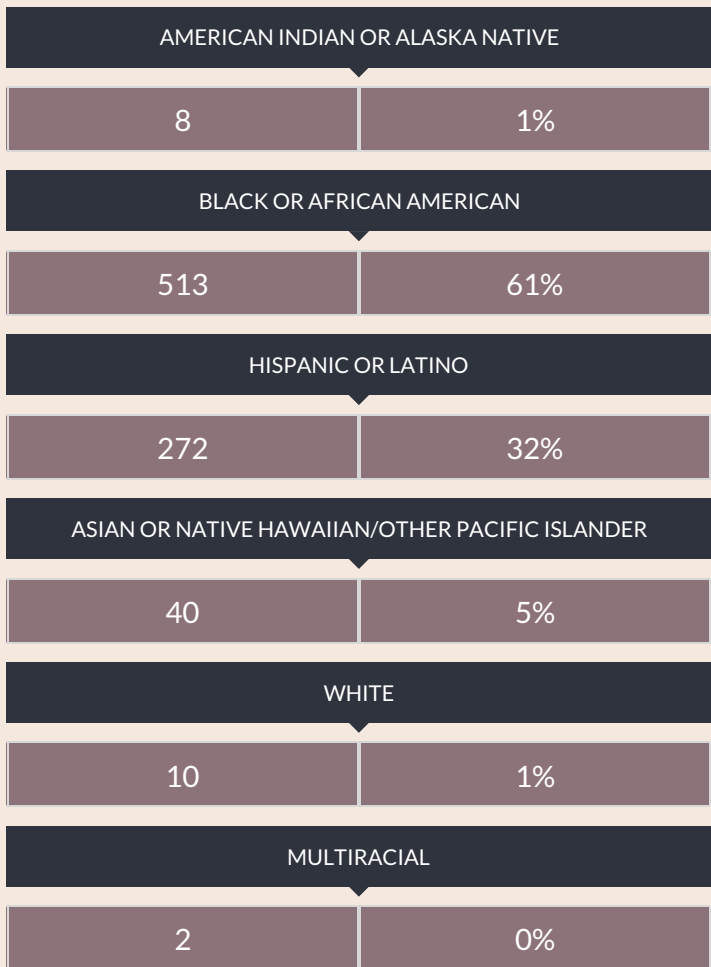
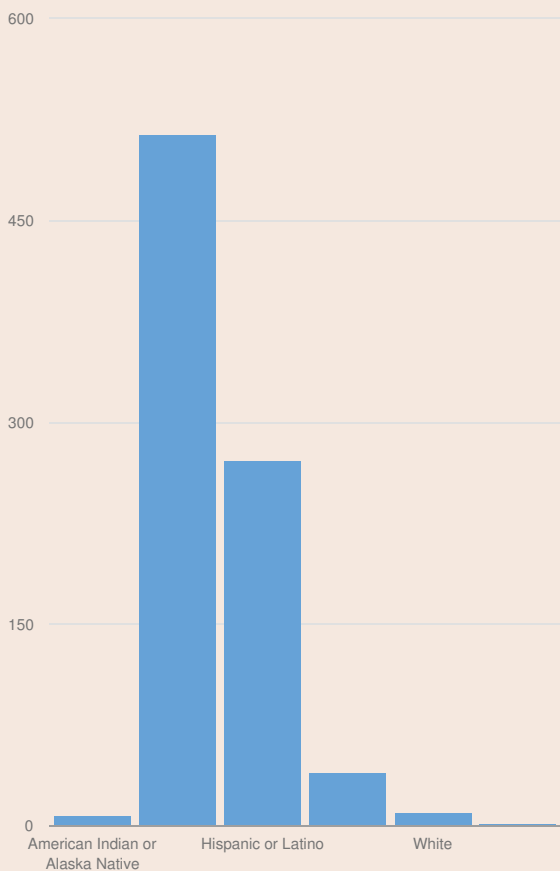
ACHIEVEMENT FIRST APOLLO CHARTER ENROLLMENT (2017 - 18)

K-12 Enrollment: 845

ENROLLMENT BY GENDER



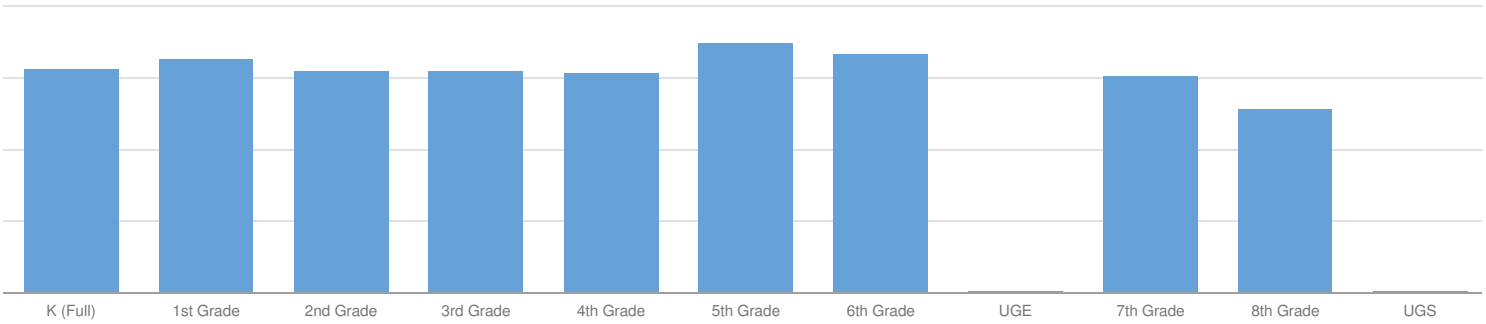
ENROLLMENT BY ETHNICITY



OTHER GROUPS

ENGLISH LANGUAGE LEARNERS		STUDENTS WITH DISABILITIES		ECONOMICALLY DISADVANTAGED			
50	6%	106	13%	738	87%		
MIGRANT		HOMELESS		FOSTER CARE		PARENT IN ARMED FORCES	
—	—	47	6%	—	—	—	—

ENROLLMENT BY GRADE



K (FULL DAY)		1ST GRADE		2ND GRADE		3RD GRADE	
94	11%	98	12%	93	11%	93	11%
4TH GRADE		5TH GRADE		6TH GRADE		UNGRADED ELEMENTARY	
92	11%	105	12%	100	12%	1	0%
7TH GRADE		8TH GRADE		UNGRADED SECONDARY			
91	11%	77	9%	1	0%		

© COPYRIGHT NEW YORK STATE EDUCATION DEPARTMENT, ALL RIGHTS RESERVED.

THIS DOCUMENT WAS CREATED ON: SEPTEMBER 24, 2019, 4:48 AM EST