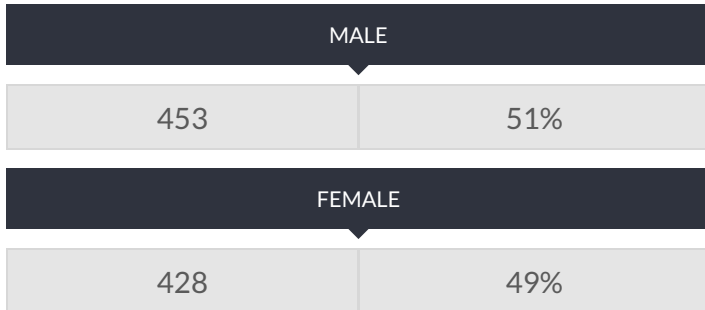


These enrollment data are collected as part of NYSED's Student Information Repository System (SIRS). These counts are as of "BEDS Day" which is typically the first Wednesday in October. Available are enrollment counts for public and charter school students by various demographics for the 2017 - 18 school year. For nonpublic school enrollment data please see the [Non-Public School Enrollment and Staff information](#) on our Information and Reporting Services webpage.

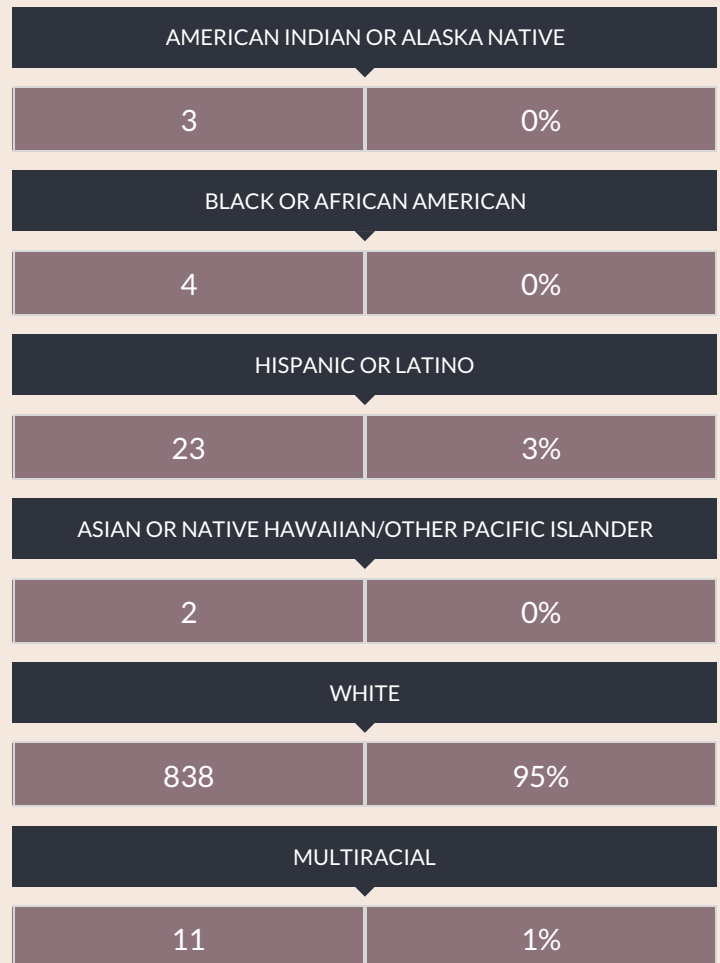
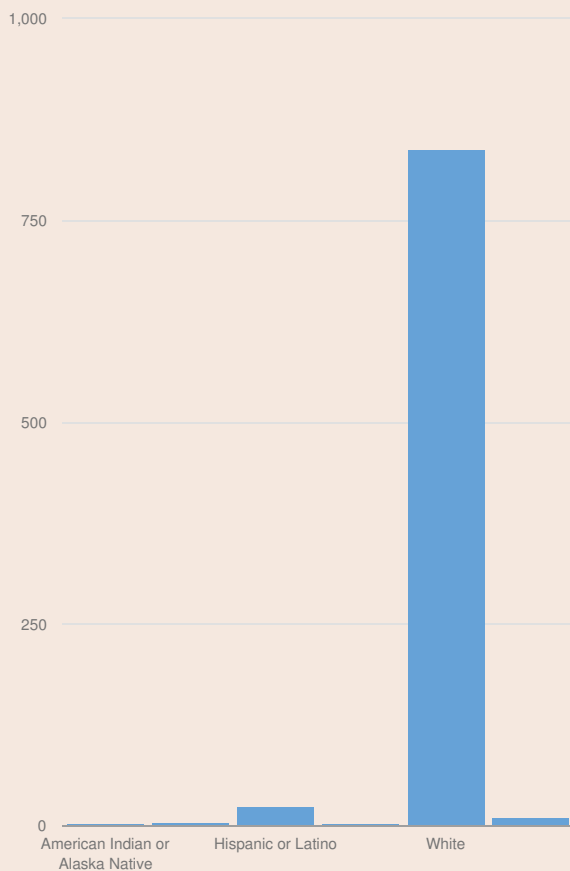
## HOLLAND CSD ENROLLMENT (2017 - 18)

K-12 Enrollment: 881

### ENROLLMENT BY GENDER



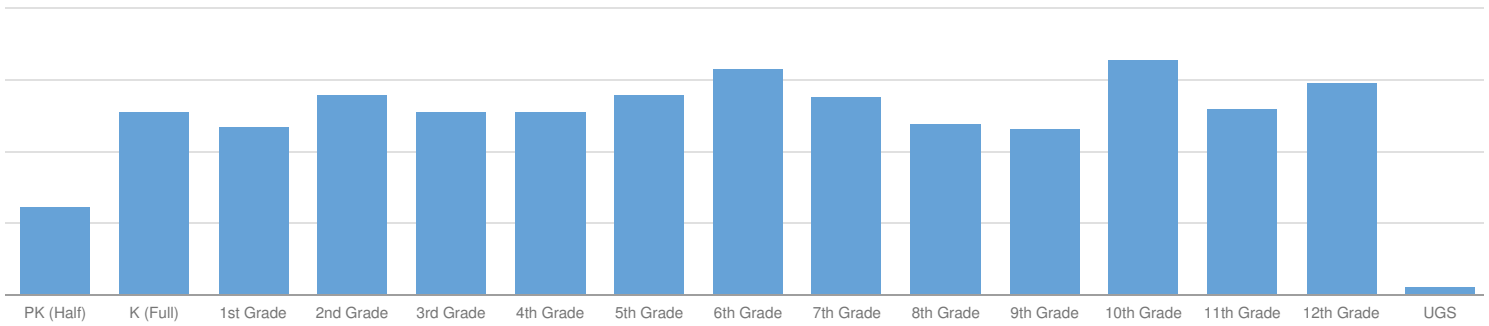
### ENROLLMENT BY ETHNICITY



## OTHER GROUPS

ENGLISH LANGUAGE LEARNERS		STUDENTS WITH DISABILITIES		ECONOMICALLY DISADVANTAGED			
—	—	143	16%	269	31%		
MIGRANT		HOMELESS		FOSTER CARE		PARENT IN ARMED FORCES	
—	—	—	—	—	—	—	—

## ENROLLMENT BY GRADE



PRE-K (HALF DAY)	K (FULL DAY)	1ST GRADE	2ND GRADE
31   3%	64   7%	59   6%	70   8%
3RD GRADE	4TH GRADE	5TH GRADE	6TH GRADE
64   7%	64   7%	70   8%	79   9%
7TH GRADE	8TH GRADE	9TH GRADE	10TH GRADE
69   8%	60   7%	58   6%	82   9%
11TH GRADE	12TH GRADE	UNGRADED SECONDARY	
65   7%	74   8%	3   0%	