
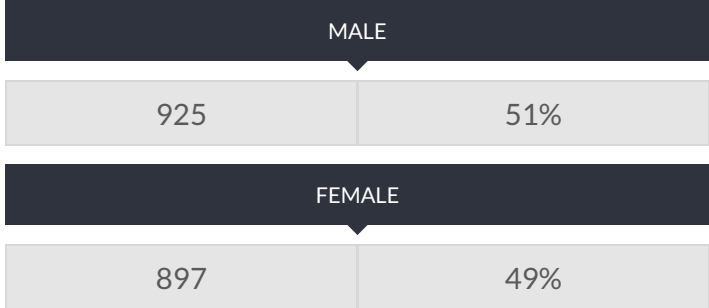


These enrollment data are collected as part of NYSED's Student Information Repository System (SIRS). These counts are as of "BEDS Day" which is typically the first Wednesday in October. Available are enrollment counts for public and charter school students by various demographics for the 2017 - 18 school year. For nonpublic school enrollment data please see the [Non-Public School Enrollment and Staff information](#) on our Information and Reporting Services webpage.

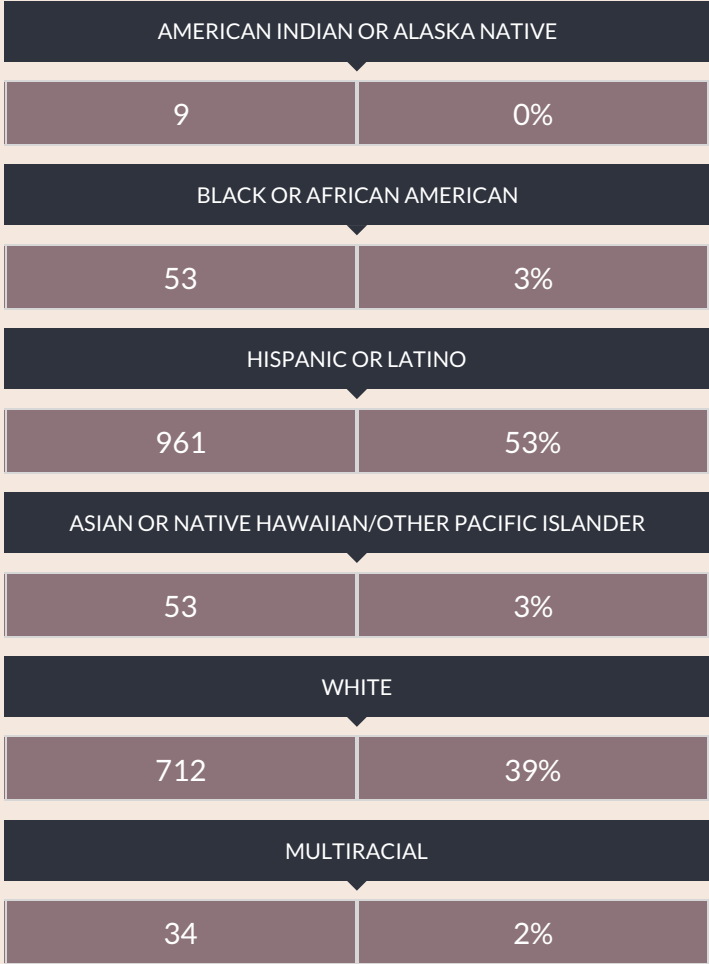
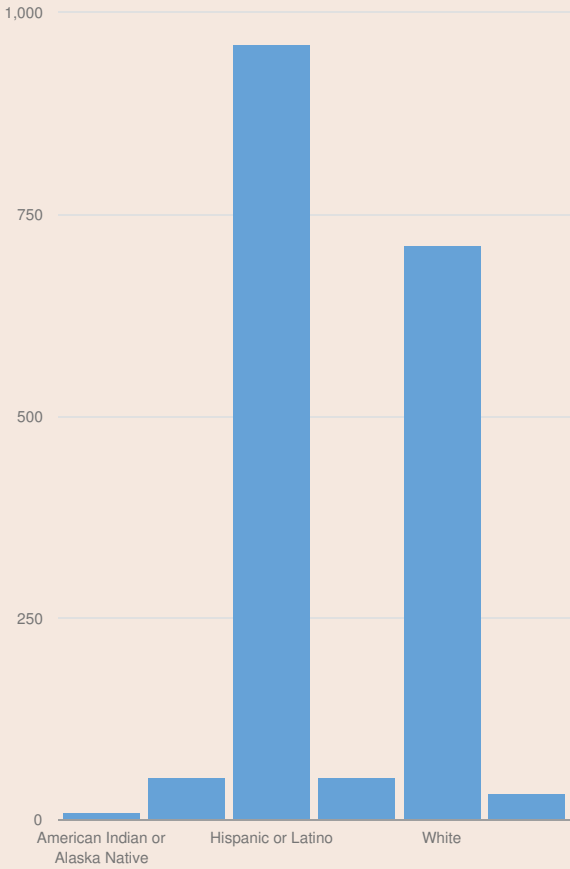
EAST HAMPTON UFSD ENROLLMENT (2017 - 18)

K-12 Enrollment: 1,822

ENROLLMENT BY GENDER



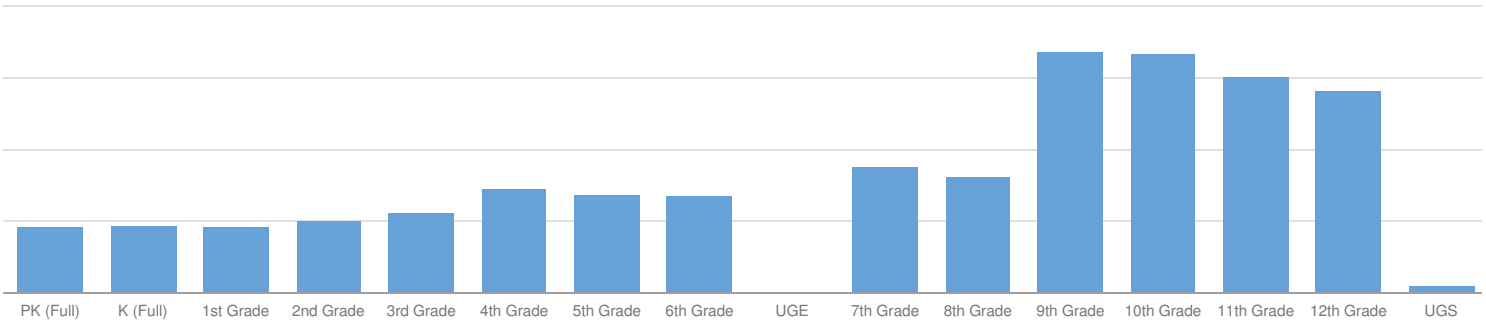
ENROLLMENT BY ETHNICITY



OTHER GROUPS

ENGLISH LANGUAGE LEARNERS		STUDENTS WITH DISABILITIES		ECONOMICALLY DISADVANTAGED	
323	18%	212	12%	864	47%
MIGRANT		HOMELESS		FOSTER CARE	
—	—	13	1%	—	—

ENROLLMENT BY GRADE



PRE-K (FULL DAY)	K (FULL DAY)	1ST GRADE	2ND GRADE
69 4%	71 4%	69 4%	77 4%
3RD GRADE	4TH GRADE	5TH GRADE	6TH GRADE
84 4%	110 6%	103 5%	102 5%
UNGRADED ELEMENTARY	7TH GRADE	8TH GRADE	9TH GRADE
1 0%	133 7%	122 6%	253 13%
10TH GRADE	11TH GRADE	12TH GRADE	UNGRADED SECONDARY
250 13%	227 12%	212 11%	8 0%