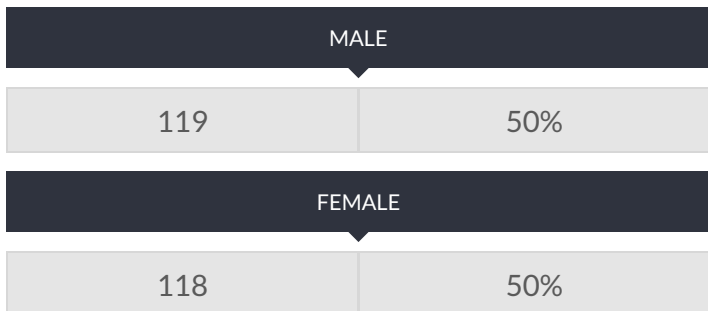


These enrollment data are collected as part of NYSED's Student Information Repository System (SIRS). These counts are as of "BEDS Day" which is typically the first Wednesday in October. Available are enrollment counts for public and charter school students by various demographics for the 2017 - 18 school year. For nonpublic school enrollment data please see the [Non-Public School Enrollment and Staff information](#) on our Information and Reporting Services webpage.

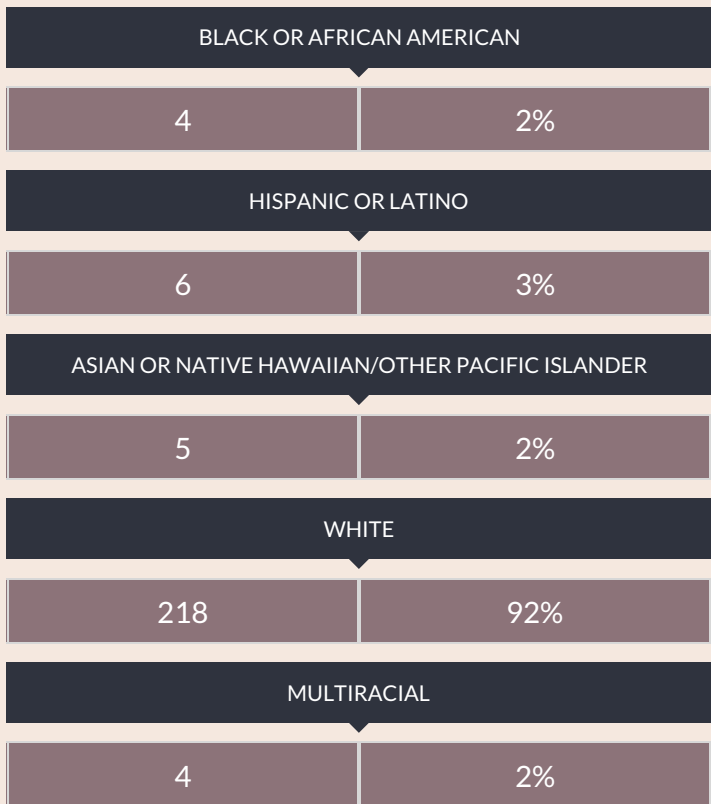
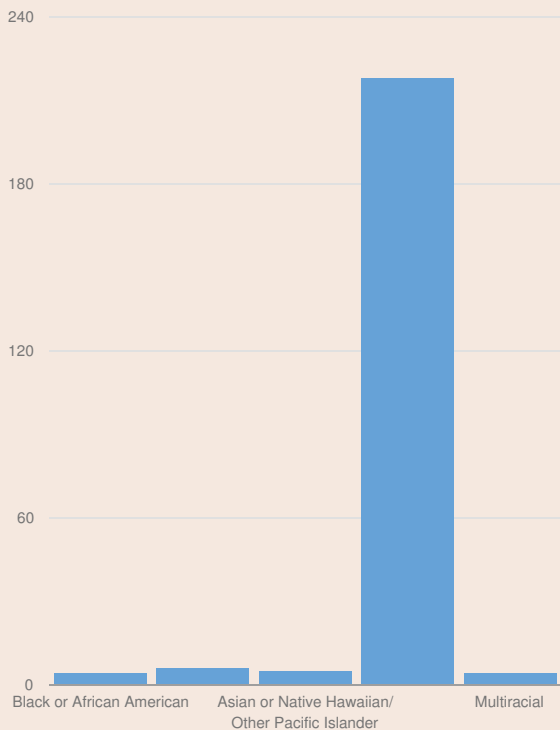
AFTON JUNIOR/SENIOR HIGH SCHOOL ENROLLMENT (2017 - 18)

K-12 Enrollment: 237

ENROLLMENT BY GENDER



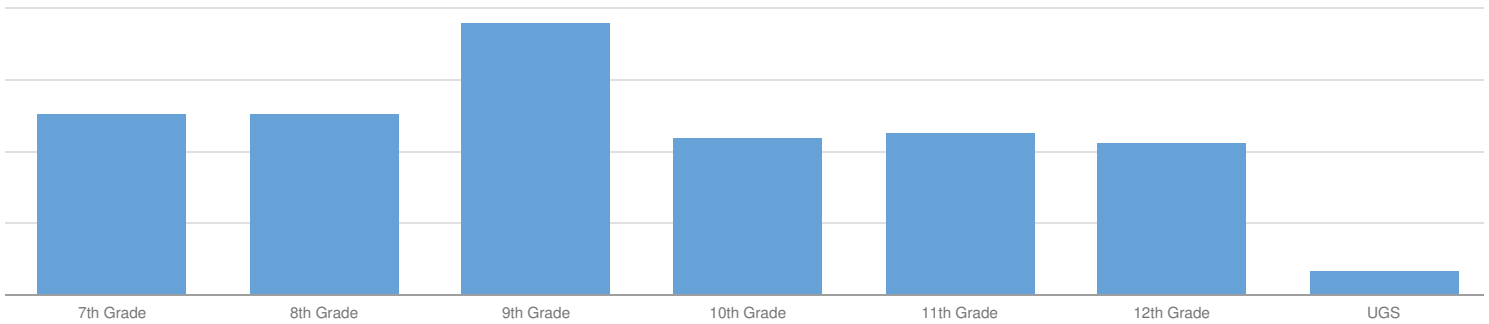
ENROLLMENT BY ETHNICITY



OTHER GROUPS

ENGLISH LANGUAGE LEARNERS		STUDENTS WITH DISABILITIES		ECONOMICALLY DISADVANTAGED			
—	—	42	18%	136	57%		
MIGRANT		HOMELESS		FOSTER CARE		PARENT IN ARMED FORCES	
—	—	—	—	9	4%	—	—

ENROLLMENT BY GRADE



7TH GRADE		8TH GRADE		9TH GRADE		10TH GRADE	
38	16%	38	16%	57	24%	33	14%
11TH GRADE		12TH GRADE		UNGRADED SECONDARY			
34	14%	32	14%	5	2%		

© COPYRIGHT NEW YORK STATE EDUCATION DEPARTMENT, ALL RIGHTS RESERVED.

THIS DOCUMENT WAS CREATED ON: OCTOBER 22, 2019, 5:36 AM EST