

# WYANDANCH UFSD GRADUATION PATHWAYS DATA

The Board of Regents approved regulations establishing multiple, comparably rigorous assessment pathways to graduation for all students. The recently approved regulations recognize the importance of engaging students' interests in rigorous and relevant academic programs in the Arts; Languages other than English (LOTE)/Biliteracy; Career and Technical Education (CTE); Humanities; Science, Technology, Engineering and Mathematics (STEM); and Career Developmental Occupational Studies (CDOS). The revised regulation allows students to use a passing score on an approved pathway assessment or successful completion of program requirements for the CDOS credential toward meeting the assessment requirements for graduation.

Complete information on the types of diploma credentials which can be earned and the criteria for each .

Additional information on Graduation Pathways can be found on [the Curriculum and Instruction site](#).

## PATHWAYS FOR ALL STUDENTS

TOTAL GRADUATES IN COHORT: 117

### HUMANITIES

68

58%

### HUMANITIES ALTERNATIVE

3

3%

### ARTS

0

0%

### CAREER AND TECHNICAL EDUCATION

8

7%

### MATH

9

8%

### SCIENCE

29

25%

### CAREER DEVELOPMENT AND OCCUPATIONAL STUDIES

0

0%

### LANGUAGES OTHER THAN ENGLISH

0

0%

## PATHWAYS FOR FEMALE STUDENTS

TOTAL GRADUATES IN COHORT: 68

### HUMANITIES

39

57%

### HUMANITIES ALTERNATIVE

0

0%

### ARTS

0

0%

### CAREER AND TECHNICAL EDUCATION

7

10%

### MATH

5

7%

### SCIENCE

17

25%

### CAREER DEVELOPMENT AND OCCUPATIONAL STUDIES

0

0%

### LANGUAGES OTHER THAN ENGLISH

0

0%

## PATHWAYS FOR MALE STUDENTS

TOTAL GRADUATES IN COHORT: 49

### HUMANITIES

29	59%
----	-----

### ARTS

0	0%
---	----

### MATH

4	8%
---	----

### CAREER DEVELOPMENT AND OCCUPATIONAL STUDIES

0	0%
---	----

### HUMANITIES ALTERNATIVE

3	6%
---	----

### CAREER AND TECHNICAL EDUCATION

1	2%
---	----

### SCIENCE

12	24%
----	-----

### LANGUAGES OTHER THAN ENGLISH

0	0%
---	----

## PATHWAYS FOR MULTIRACIAL STUDENTS

TOTAL GRADUATES IN COHORT: 1

### HUMANITIES

0	0%
---	----

### ARTS

0	0%
---	----

### MATH

0	0%
---	----

### CAREER DEVELOPMENT AND OCCUPATIONAL STUDIES

0	0%
---	----

### HUMANITIES ALTERNATIVE

1	100%
---	------

### CAREER AND TECHNICAL EDUCATION

0	0%
---	----

### SCIENCE

0	0%
---	----

### LANGUAGES OTHER THAN ENGLISH

0	0%
---	----

## PATHWAYS FOR AMERICAN INDIAN OR ALASKA NATIVE STUDENTS

TOTAL GRADUATES IN COHORT: 0

### HUMANITIES

0	0%
---	----

### ARTS

0	0%
---	----

### MATH

0	0%
---	----

### CAREER DEVELOPMENT AND OCCUPATIONAL STUDIES

0	0%
---	----

### HUMANITIES ALTERNATIVE

0	0%
---	----

### CAREER AND TECHNICAL EDUCATION

0	0%
---	----

### SCIENCE

0	0%
---	----

### LANGUAGES OTHER THAN ENGLISH

0	0%
---	----

0

0%

# PATHWAYS FOR ASIAN OR NATIVE HAWAIIAN/OTHER PACIFIC ISLANDER STUDENTS

TOTAL GRADUATES IN COHORT: 1

## HUMANITIES

1

100%

## HUMANITIES ALTERNATIVE

0

0%

## ARTS

0

0%

## CAREER AND TECHNICAL EDUCATION

0

0%

## MATH

0

0%

## SCIENCE

0

0%

## CAREER DEVELOPMENT AND OCCUPATIONAL STUDIES

0

0%

## LANGUAGES OTHER THAN ENGLISH

0

0%

# PATHWAYS FOR WHITE STUDENTS

TOTAL GRADUATES IN COHORT: 3

## HUMANITIES

3

100%

## HUMANITIES ALTERNATIVE

0

0%

## ARTS

0

0%

## CAREER AND TECHNICAL EDUCATION

0

0%

## MATH

0

0%

## SCIENCE

0

0%

## CAREER DEVELOPMENT AND OCCUPATIONAL STUDIES

0

0%

## LANGUAGES OTHER THAN ENGLISH

0

0%

# PATHWAYS FOR BLACK OR AFRICAN AMERICAN STUDENTS

TOTAL GRADUATES IN COHORT: 54

## HUMANITIES

34

63%

## HUMANITIES ALTERNATIVE

2

4%

## ARTS

0

0%

## CAREER AND TECHNICAL EDUCATION

3

6%

### MATH

3

6%

### CAREER DEVELOPMENT AND OCCUPATIONAL STUDIES

0

0%

### SCIENCE

12

22%

### LANGUAGES OTHER THAN ENGLISH

0

0%

## PATHWAYS FOR HISPANIC OR LATINO STUDENTS

TOTAL GRADUATES IN COHORT: 58

### HUMANITIES

30

52%

### ARTS

0

0%

### MATH

6

10%

### CAREER DEVELOPMENT AND OCCUPATIONAL STUDIES

0

0%

### HUMANITIES ALTERNATIVE

0

0%

### CAREER AND TECHNICAL EDUCATION

5

9%

### SCIENCE

17

29%

### LANGUAGES OTHER THAN ENGLISH

0

0%

## PATHWAYS FOR GENERAL-EDUCATION STUDENTS

TOTAL GRADUATES IN COHORT: 94

### HUMANITIES

48

51%

### ARTS

0

0%

### MATH

8

9%

### CAREER DEVELOPMENT AND OCCUPATIONAL STUDIES

0

0%

### HUMANITIES ALTERNATIVE

3

3%

### CAREER AND TECHNICAL EDUCATION

8

9%

### SCIENCE

27

29%

### LANGUAGES OTHER THAN ENGLISH

0

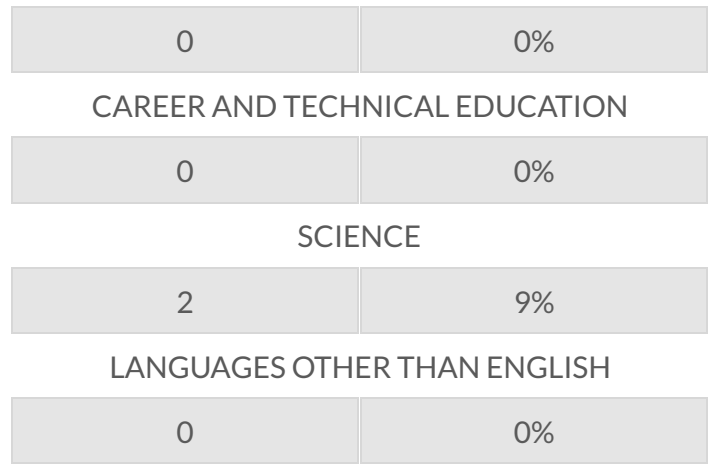
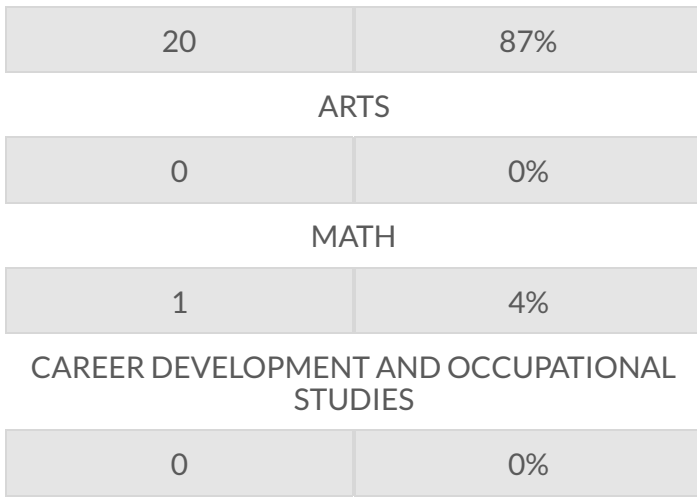
0%

## PATHWAYS FOR STUDENTS WITH DISABILITIES

TOTAL GRADUATES IN COHORT: 23

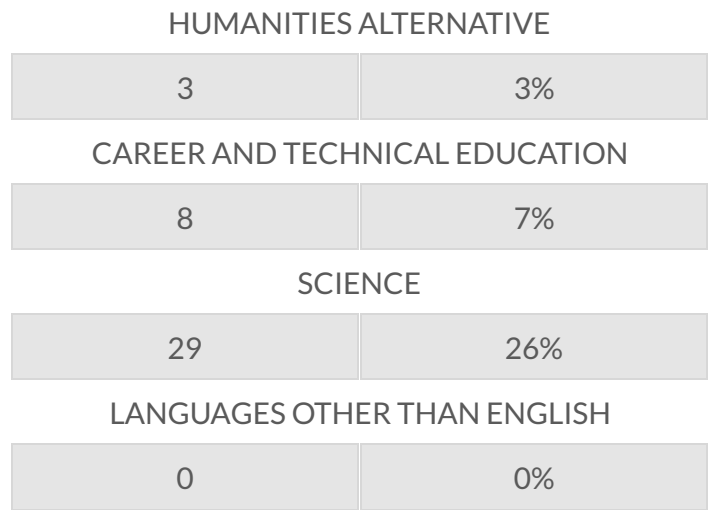
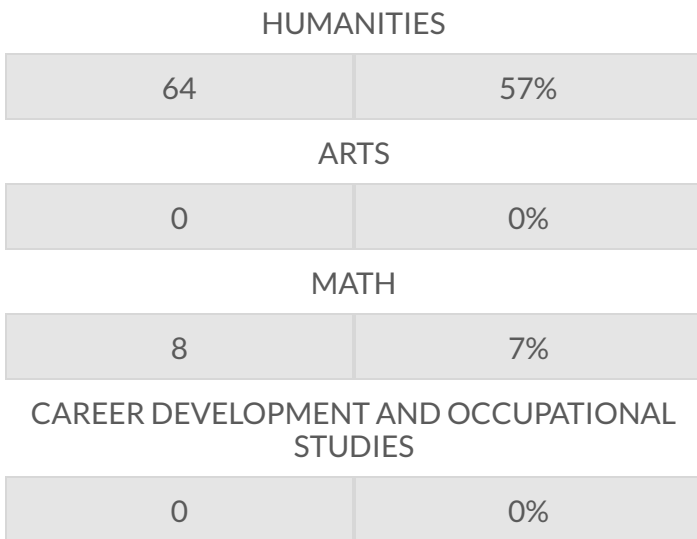
### HUMANITIES

### HUMANITIES ALTERNATIVE



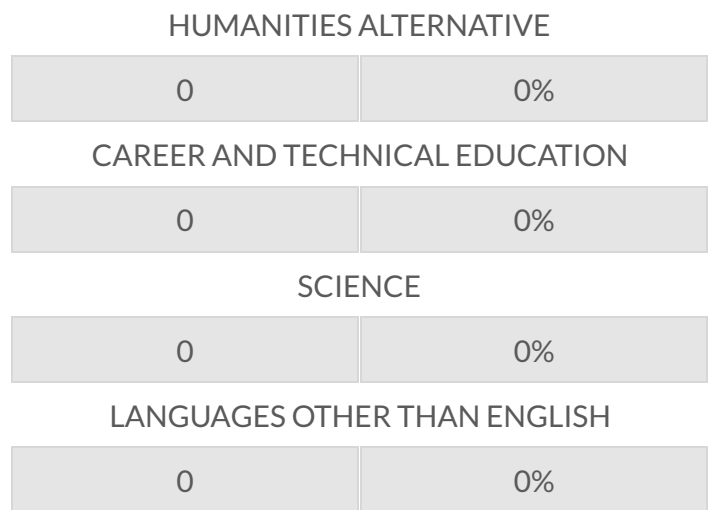
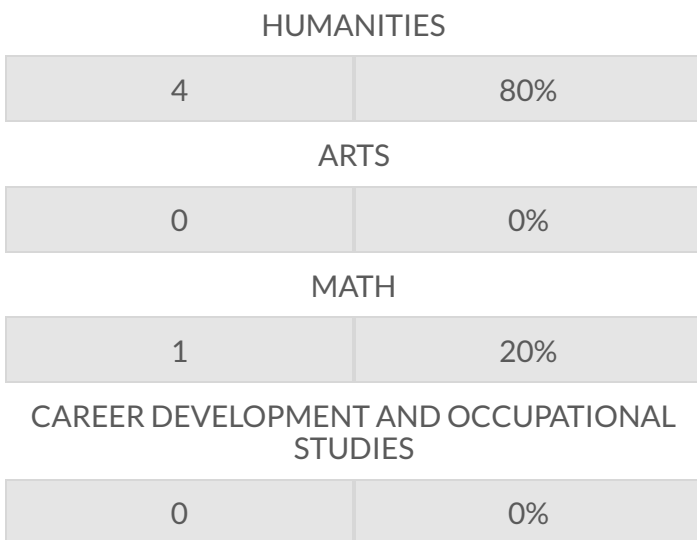
## PATHWAYS FOR NON-ENGLISH LANGUAGE LEARNERS STUDENTS

TOTAL GRADUATES IN COHORT: 112



## PATHWAYS FOR ENGLISH LANGUAGE LEARNERS STUDENTS

TOTAL GRADUATES IN COHORT: 5



# PATHWAYS FOR NOT ECONOMICALLY DISADVANTAGED STUDENTS

TOTAL GRADUATES IN COHORT: 8

HUMANITIES		HUMANITIES ALTERNATIVE	
3	38%	0	0%
ARTS		CAREER AND TECHNICAL EDUCATION	
0	0%	1	13%
MATH		SCIENCE	
0	0%	4	50%
CAREER DEVELOPMENT AND OCCUPATIONAL STUDIES		LANGUAGES OTHER THAN ENGLISH	
0	0%	0	0%

# PATHWAYS FOR ECONOMICALLY DISADVANTAGED STUDENTS

TOTAL GRADUATES IN COHORT: 109

HUMANITIES		HUMANITIES ALTERNATIVE	
65	60%	3	3%
ARTS		CAREER AND TECHNICAL EDUCATION	
0	0%	7	6%
MATH		SCIENCE	
9	8%	25	23%
CAREER DEVELOPMENT AND OCCUPATIONAL STUDIES		LANGUAGES OTHER THAN ENGLISH	
0	0%	0	0%

# PATHWAYS FOR NOT MIGRANT STUDENTS

TOTAL GRADUATES IN COHORT: 117

HUMANITIES		HUMANITIES ALTERNATIVE	
68	58%	3	3%
ARTS		CAREER AND TECHNICAL EDUCATION	
0	0%	8	7%
MATH		SCIENCE	

9	8%
---	----

CAREER DEVELOPMENT AND OCCUPATIONAL STUDIES

0	0%
---	----

29	25%
----	-----

LANGUAGES OTHER THAN ENGLISH

0	0%
---	----

## PATHWAYS FOR MIGRANT STUDENTS

TOTAL GRADUATES IN COHORT: 0

HUMANITIES

0	0%
---	----

ARTS

0	0%
---	----

MATH

0	0%
---	----

CAREER DEVELOPMENT AND OCCUPATIONAL STUDIES

0	0%
---	----

HUMANITIES ALTERNATIVE

0	0%
---	----

CAREER AND TECHNICAL EDUCATION

0	0%
---	----

SCIENCE

0	0%
---	----

LANGUAGES OTHER THAN ENGLISH

0	0%
---	----