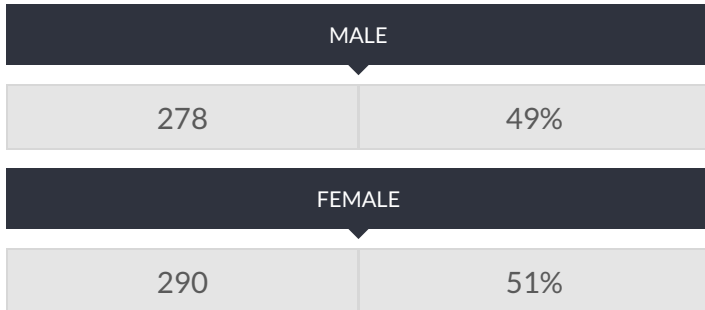


These enrollment data are collected as part of NYSED's Student Information Repository System (SIRS). These counts are as of "BEDS Day" which is typically the first Wednesday in October. Available are enrollment counts for public and charter school students by various demographics for the 2017 - 18 school year. For nonpublic school enrollment data please see the [Non-Public School Enrollment and Staff information](#) on our Information and Reporting Services webpage.

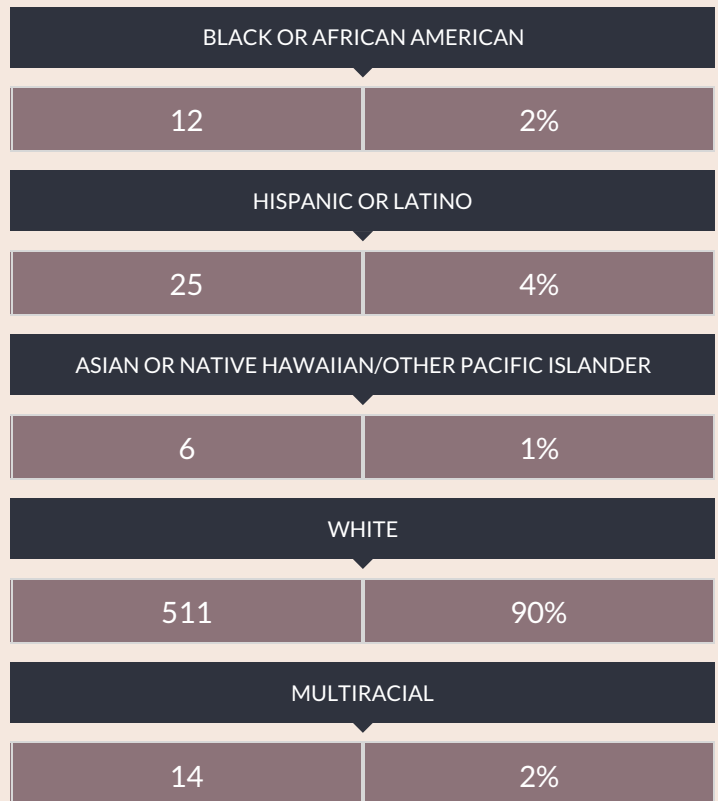
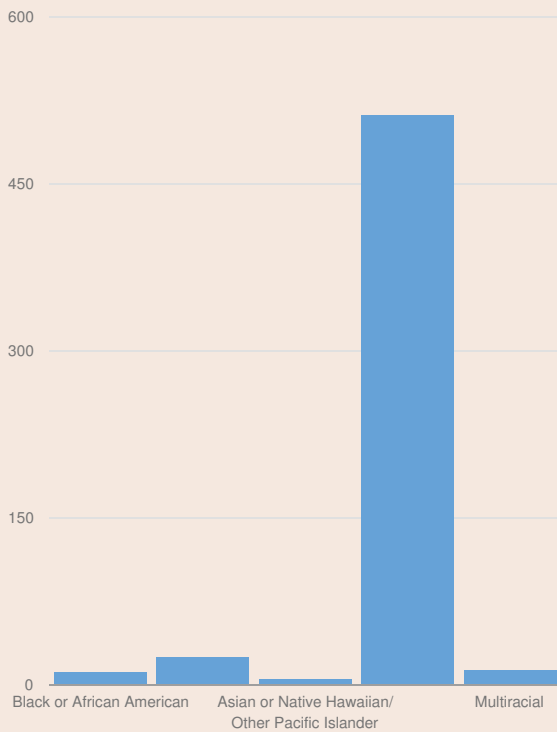
A F PALMER ES / WINDSOR CENTRAL MS ENROLLMENT (2017 - 18)

K-12 Enrollment: 568

ENROLLMENT BY GENDER



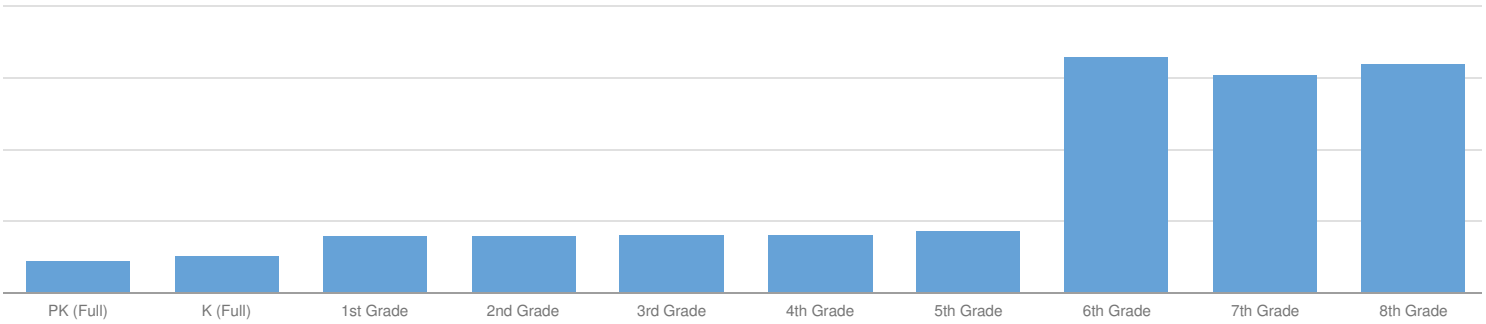
ENROLLMENT BY ETHNICITY



OTHER GROUPS

ENGLISH LANGUAGE LEARNERS		STUDENTS WITH DISABILITIES		ECONOMICALLY DISADVANTAGED			
—	—	87	15%	309	54%		
MIGRANT		HOMELESS		FOSTER CARE		PARENT IN ARMED FORCES	
—	—	6	1%	—	—	—	—

ENROLLMENT BY GRADE



PRE-K (FULL DAY)		K (FULL DAY)		1ST GRADE		2ND GRADE	
18	3%	21	4%	32	5%	32	5%
3RD GRADE		4TH GRADE		5TH GRADE		6TH GRADE	
33	6%	33	6%	35	6%	132	23%
7TH GRADE		8TH GRADE					
122	21%	128	22%				

© COPYRIGHT NEW YORK STATE EDUCATION DEPARTMENT, ALL RIGHTS RESERVED.

THIS DOCUMENT WAS CREATED ON: OCTOBER 18, 2019, 8:31 PM EST