
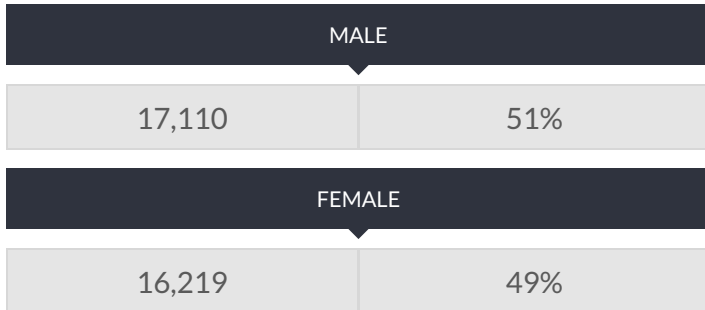


These enrollment data are collected as part of NYSED's Student Information Repository System (SIRS). These counts are as of "BEDS Day" which is typically the first Wednesday in October. Available are enrollment counts for public and charter school students by various demographics for the 2016 - 17 school year. For nonpublic school enrollment data please see the [Non-Public School Enrollment and Staff information](#) on our Information and Reporting Services webpage.

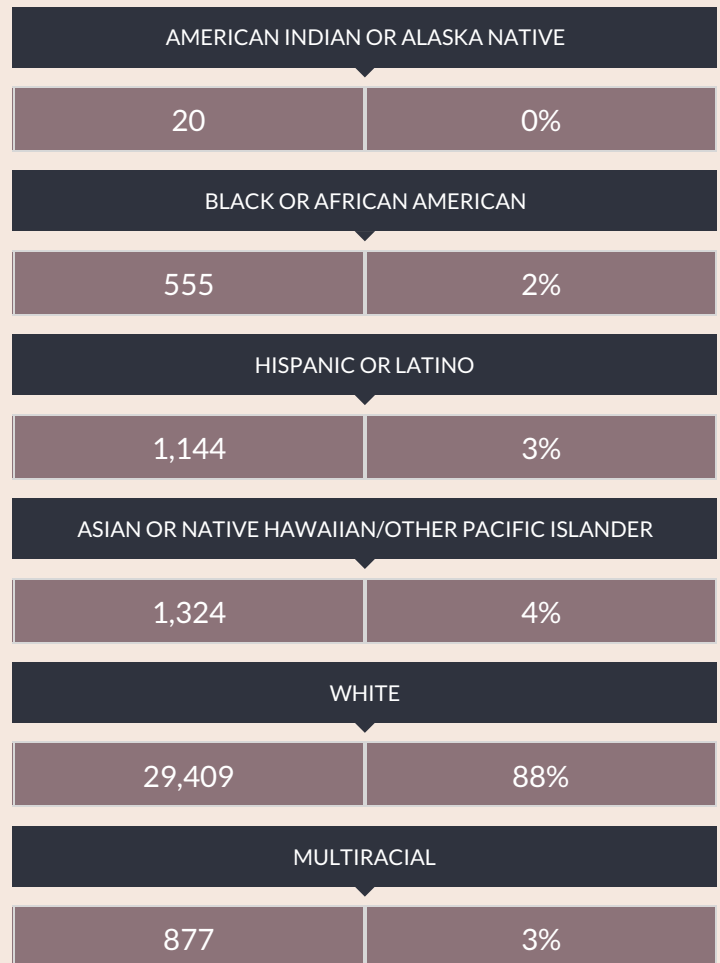
SARATOGA COUNTY PUBLIC SCHOOL ENROLLMENT (2016 - 17)

K-12 Enrollment: 33,329

ENROLLMENT BY GENDER



ENROLLMENT BY ETHNICITY



OTHER GROUPS

ENGLISH LANGUAGE LEARNERS		STUDENTS WITH DISABILITIES		ECONOMICALLY DISADVANTAGED	
327	1%	3,972	12%	8,300	25%

ENROLLMENT BY GRADE

PRE-K (HALF DAY)	PRE-K (FULL DAY)	K (HALF DAY)	K (FULL DAY)
253 1%	146 0%	584 2%	1,687 5%
1ST GRADE	2ND GRADE	3RD GRADE	4TH GRADE
2,421 7%	2,457 7%	2,508 7%	2,495 7%
5TH GRADE	6TH GRADE	UNGRADED ELEMENTARY	7TH GRADE
2,499 7%	2,456 7%	122 0%	2,563 8%
8TH GRADE	9TH GRADE	10TH GRADE	11TH GRADE
2,718 8%	2,712 8%	2,706 8%	2,601 8%
12TH GRADE	UNGRADED SECONDARY		
2,610 8%	190 1%		