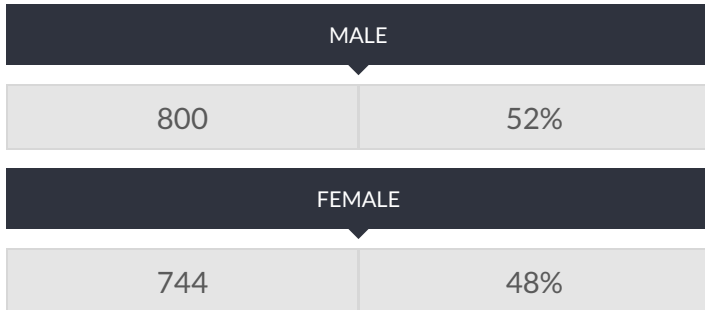


These enrollment data are collected as part of NYSED's Student Information Repository System (SIRS). These counts are as of "BEDS Day" which is typically the first Wednesday in October. Available are enrollment counts for public and charter school students by various demographics for the 2017 - 18 school year. For nonpublic school enrollment data please see the [Non-Public School Enrollment and Staff information](#) on our Information and Reporting Services webpage.

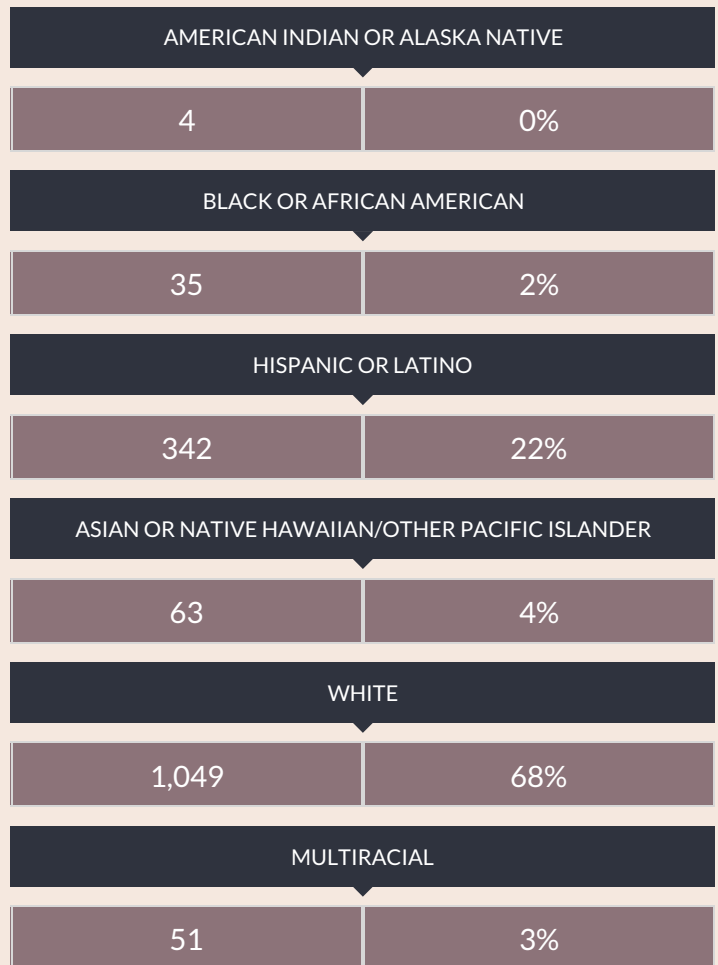
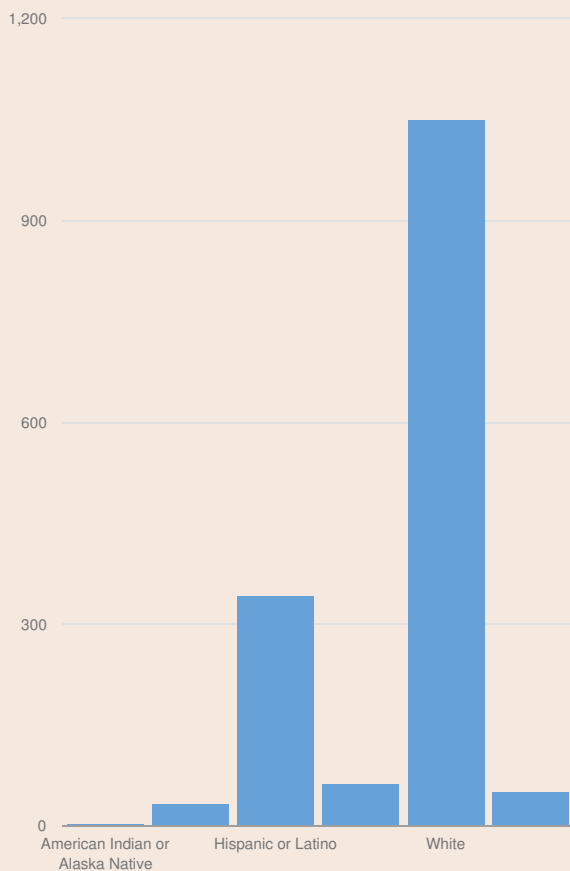
## OYSTER BAY-EAST NORWICH CSD ENROLLMENT (2017 - 18)

K-12 Enrollment: 1,544

### ENROLLMENT BY GENDER



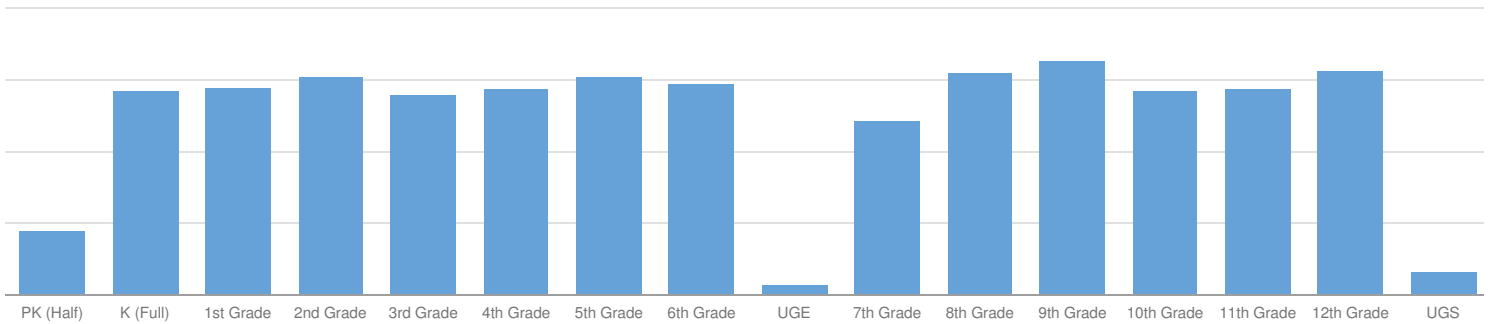
### ENROLLMENT BY ETHNICITY



## OTHER GROUPS

<b>ENGLISH LANGUAGE LEARNERS</b>		<b>STUDENTS WITH DISABILITIES</b>		<b>ECONOMICALLY DISADVANTAGED</b>			
119	8%	197	13%	377	24%		
<b>MIGRANT</b>		<b>HOMELESS</b>		<b>FOSTER CARE</b>		<b>PARENT IN ARMED FORCES</b>	
—	—	11	1%	—	—	—	—

## ENROLLMENT BY GRADE



<b>PRE-K (HALF DAY)</b>	<b>K (FULL DAY)</b>	<b>1ST GRADE</b>	<b>2ND GRADE</b>
36	114	116	122
2%	7%	7%	8%
<b>3RD GRADE</b>	<b>4TH GRADE</b>	<b>5TH GRADE</b>	<b>6TH GRADE</b>
112	115	122	118
7%	7%	8%	7%
<b>UNGRADED ELEMENTARY</b>	<b>7TH GRADE</b>	<b>8TH GRADE</b>	<b>9TH GRADE</b>
6	97	124	131
0%	6%	8%	8%
<b>10TH GRADE</b>	<b>11TH GRADE</b>	<b>12TH GRADE</b>	<b>UNGRADED SECONDARY</b>
114	115	125	13
7%	7%	8%	1%