
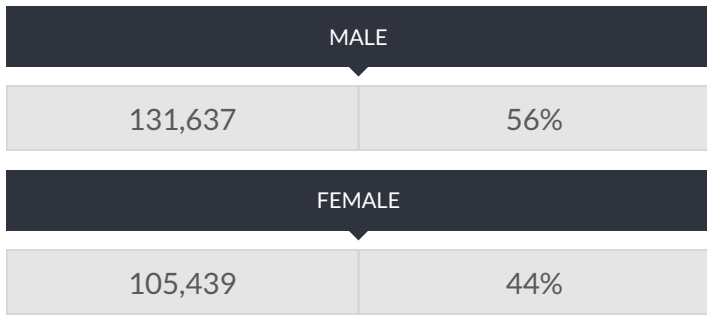
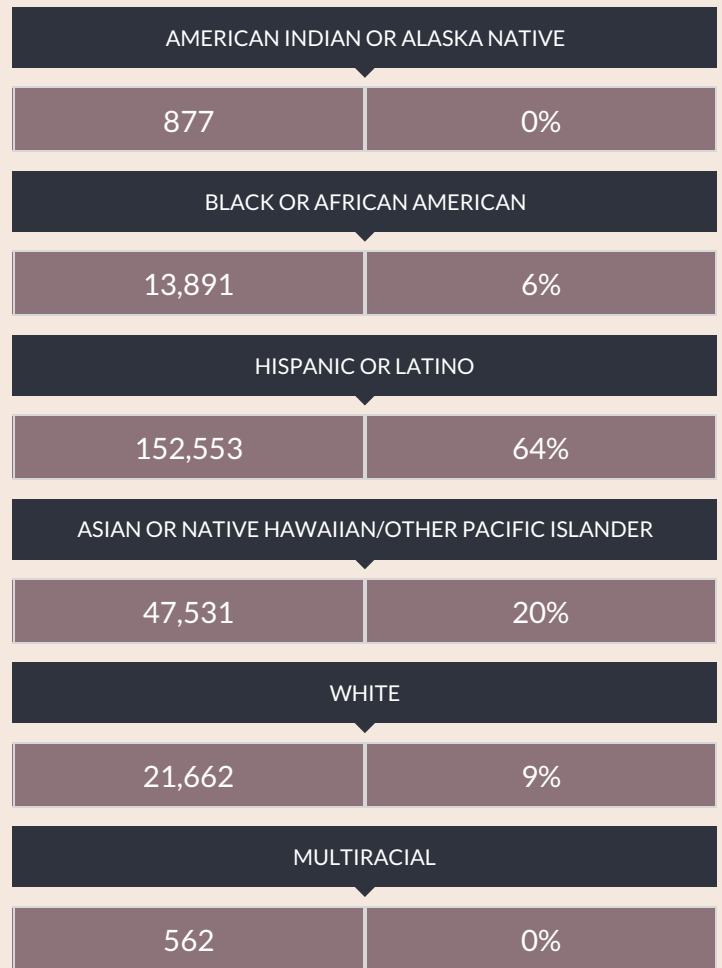


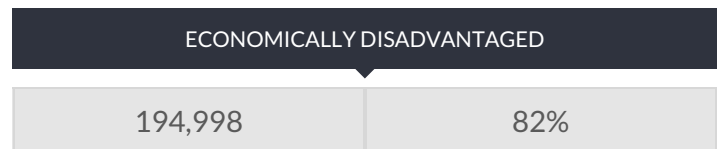
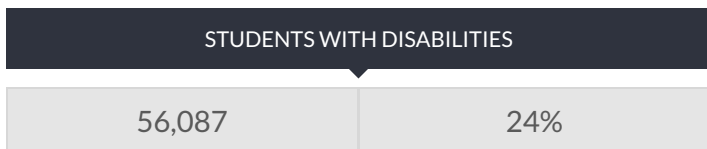
### ENROLLMENT BY GENDER



### ENROLLMENT BY ETHNICITY



### OTHER GROUPS



# ENROLLMENT BY GRADE

|                         |                           |                            |                     |
|-------------------------|---------------------------|----------------------------|---------------------|
| <b>PRE-K (HALF DAY)</b> | <b>PRE-K (FULL DAY)</b>   | <b>K (HALF DAY)</b>        | <b>K (FULL DAY)</b> |
| 478   0%                | 52   0%                   | 116   0%                   | 25,677   11%        |
| <b>1ST GRADE</b>        | <b>2ND GRADE</b>          | <b>3RD GRADE</b>           | <b>4TH GRADE</b>    |
| 26,011   11%            | 27,904   12%              | 21,948   9%                | 18,210   8%         |
| <b>5TH GRADE</b>        | <b>6TH GRADE</b>          | <b>UNGRADED ELEMENTARY</b> | <b>7TH GRADE</b>    |
| 15,851   7%             | 14,291   6%               | 3,083   1%                 | 13,374   6%         |
| <b>8TH GRADE</b>        | <b>9TH GRADE</b>          | <b>10TH GRADE</b>          | <b>11TH GRADE</b>   |
| 12,704   5%             | 17,769   7%               | 17,065   7%                | 11,938   5%         |
| <b>12TH GRADE</b>       | <b>UNGRADED SECONDARY</b> |                            |                     |
| 7,197   3%              | 3,938   2%                |                            |                     |

© COPYRIGHT NEW YORK STATE EDUCATION DEPARTMENT, ALL RIGHTS RESERVED.

THIS DOCUMENT WAS CREATED ON: OCTOBER 22, 2019, 5:25 AM EST