

SULLIVAN COUNTY GRADUATION PATHWAYS DATA

The Board of Regents approved regulations establishing multiple, comparably rigorous assessment pathways to graduation for all students. The recently approved regulations recognize the importance of engaging students' interests in rigorous and relevant academic programs in the Arts; Languages other than English (LOTE)/Biliteracy; Career and Technical Education (CTE); Humanities; Science, Technology, Engineering and Mathematics (STEM); and Career Developmental Occupational Studies (CDOS). The revised regulation allows students to use a passing score on an approved pathway assessment or successful completion of program requirements for the CDOS credential toward meeting the assessment requirements for graduation.

Complete information on the types of diploma credentials which can be earned and the criteria for each.

Additional information on Graduation Pathways can be found on the [Curriculum and Instruction site](#).

PATHWAYS FOR ALL STUDENTS

TOTAL GRADUATES IN COHORT: 605

HUMANITIES

544

90%

HUMANITIES ALTERNATIVE

0

0%

ARTS

0

0%

CAREER AND TECHNICAL EDUCATION

7

1%

MATH

7

1%

SCIENCE

33

5%

CAREER DEVELOPMENT AND OCCUPATIONAL STUDIES

13

2%

LANGUAGES OTHER THAN ENGLISH

0

0%

PATHWAYS FOR FEMALE STUDENTS

TOTAL GRADUATES IN COHORT: 311

HUMANITIES

280

90%

HUMANITIES ALTERNATIVE

0

0%

ARTS

0

0%

CAREER AND TECHNICAL EDUCATION

3

1%

MATH

5

2%

SCIENCE

15

5%

CAREER DEVELOPMENT AND OCCUPATIONAL STUDIES

8

3%

LANGUAGES OTHER THAN ENGLISH

0

0%

PATHWAYS FOR MALE STUDENTS

TOTAL GRADUATES IN COHORT: 294

HUMANITIES

264	90%
-----	-----

ARTS

0	0%
---	----

MATH

2	1%
---	----

CAREER DEVELOPMENT AND OCCUPATIONAL STUDIES

5	2%
---	----

HUMANITIES ALTERNATIVE

0	0%
---	----

CAREER AND TECHNICAL EDUCATION

4	1%
---	----

SCIENCE

18	6%
----	----

LANGUAGES OTHER THAN ENGLISH

0	0%
---	----

PATHWAYS FOR MULTIRACIAL STUDENTS

TOTAL GRADUATES IN COHORT: 12

HUMANITIES

11	92%
----	-----

ARTS

0	0%
---	----

MATH

0	0%
---	----

CAREER DEVELOPMENT AND OCCUPATIONAL STUDIES

0	0%
---	----

HUMANITIES ALTERNATIVE

0	0%
---	----

CAREER AND TECHNICAL EDUCATION

0	0%
---	----

SCIENCE

1	8%
---	----

LANGUAGES OTHER THAN ENGLISH

0	0%
---	----

PATHWAYS FOR AMERICAN INDIAN OR ALASKA NATIVE STUDENTS

TOTAL GRADUATES IN COHORT: 1

HUMANITIES

0	0%
---	----

ARTS

0	0%
---	----

MATH

0	0%
---	----

CAREER DEVELOPMENT AND OCCUPATIONAL STUDIES

0	0%
---	----

HUMANITIES ALTERNATIVE

0	0%
---	----

CAREER AND TECHNICAL EDUCATION

0	0%
---	----

SCIENCE

1	100%
---	------

LANGUAGES OTHER THAN ENGLISH

0	0%
---	----

0

0%

PATHWAYS FOR ASIAN OR NATIVE HAWAIIAN/OTHER PACIFIC ISLANDER STUDENTS

TOTAL GRADUATES IN COHORT: 13

HUMANITIES

11

85%

ARTS

0

0%

MATH

1

8%

CAREER DEVELOPMENT AND OCCUPATIONAL STUDIES

0

0%

HUMANITIES ALTERNATIVE

0

0%

CAREER AND TECHNICAL EDUCATION

0

0%

SCIENCE

1

8%

LANGUAGES OTHER THAN ENGLISH

0

0%

PATHWAYS FOR WHITE STUDENTS

TOTAL GRADUATES IN COHORT: 384

HUMANITIES

355

92%

ARTS

0

0%

MATH

3

1%

CAREER DEVELOPMENT AND OCCUPATIONAL STUDIES

7

2%

HUMANITIES ALTERNATIVE

0

0%

CAREER AND TECHNICAL EDUCATION

4

1%

SCIENCE

15

4%

LANGUAGES OTHER THAN ENGLISH

0

0%

PATHWAYS FOR BLACK OR AFRICAN AMERICAN STUDENTS

TOTAL GRADUATES IN COHORT: 66

HUMANITIES

58

88%

ARTS

0

0%

HUMANITIES ALTERNATIVE

0

0%

CAREER AND TECHNICAL EDUCATION

0

0%

MATH

0

0%

CAREER DEVELOPMENT AND OCCUPATIONAL STUDIES

4

6%

SCIENCE

3

5%

LANGUAGES OTHER THAN ENGLISH

0

0%

PATHWAYS FOR HISPANIC OR LATINO STUDENTS

TOTAL GRADUATES IN COHORT: 129

HUMANITIES

109

84%

ARTS

0

0%

MATH

3

2%

CAREER DEVELOPMENT AND OCCUPATIONAL STUDIES

2

2%

HUMANITIES ALTERNATIVE

0

0%

CAREER AND TECHNICAL EDUCATION

3

2%

SCIENCE

12

9%

LANGUAGES OTHER THAN ENGLISH

0

0%

PATHWAYS FOR GENERAL-EDUCATION STUDENTS

TOTAL GRADUATES IN COHORT: 543

HUMANITIES

493

91%

ARTS

0

0%

MATH

7

1%

CAREER DEVELOPMENT AND OCCUPATIONAL STUDIES

5

1%

HUMANITIES ALTERNATIVE

0

0%

CAREER AND TECHNICAL EDUCATION

5

1%

SCIENCE

32

6%

LANGUAGES OTHER THAN ENGLISH

0

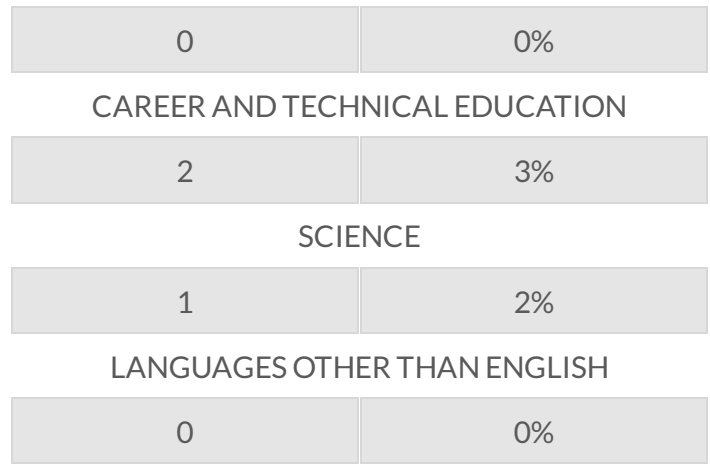
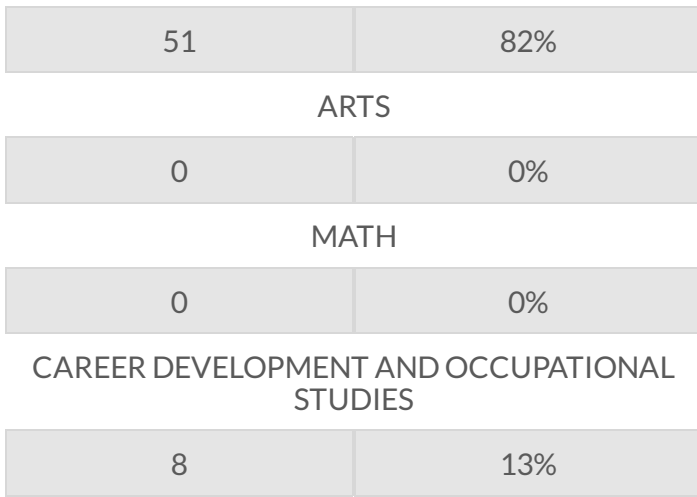
0%

PATHWAYS FOR STUDENTS WITH DISABILITIES

TOTAL GRADUATES IN COHORT: 62

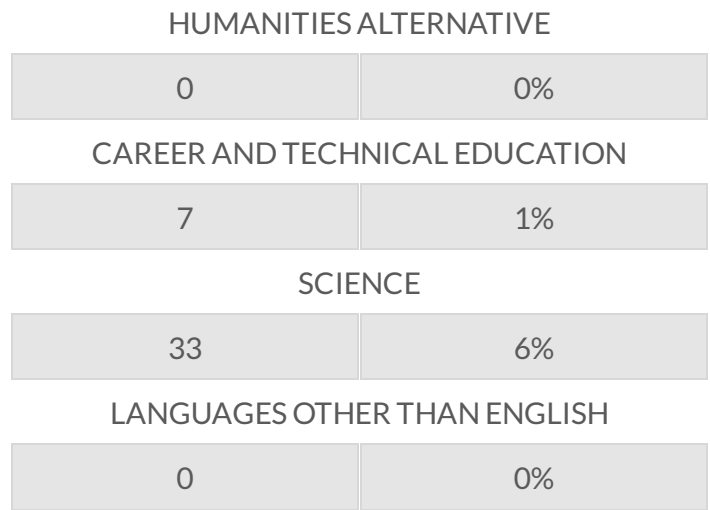
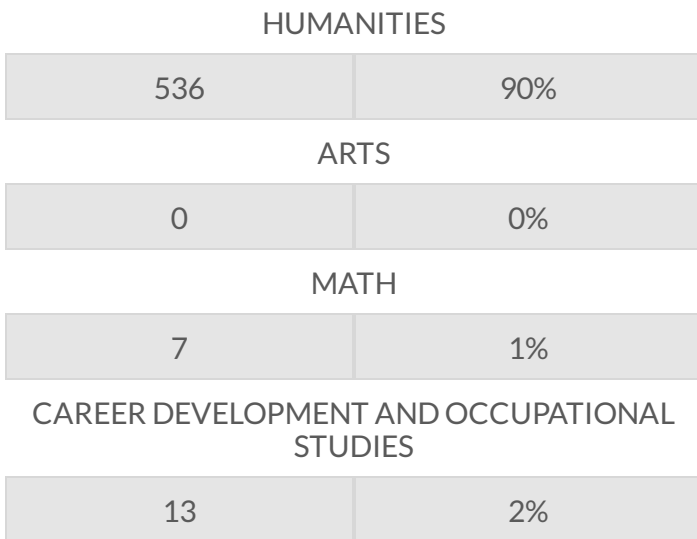
HUMANITIES

HUMANITIES ALTERNATIVE



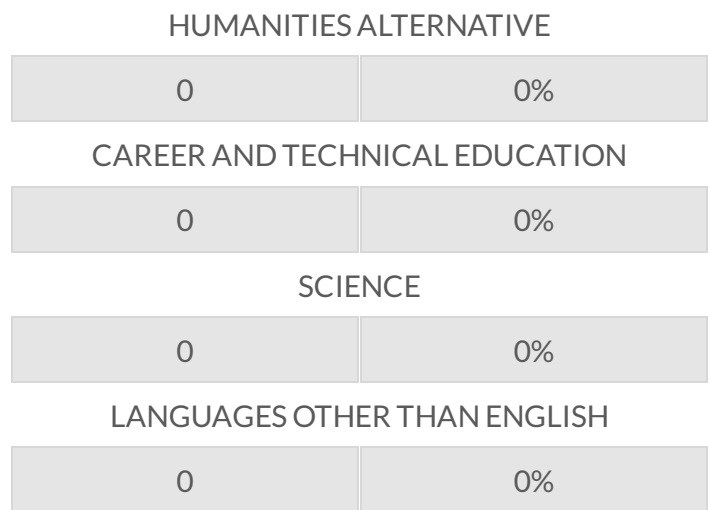
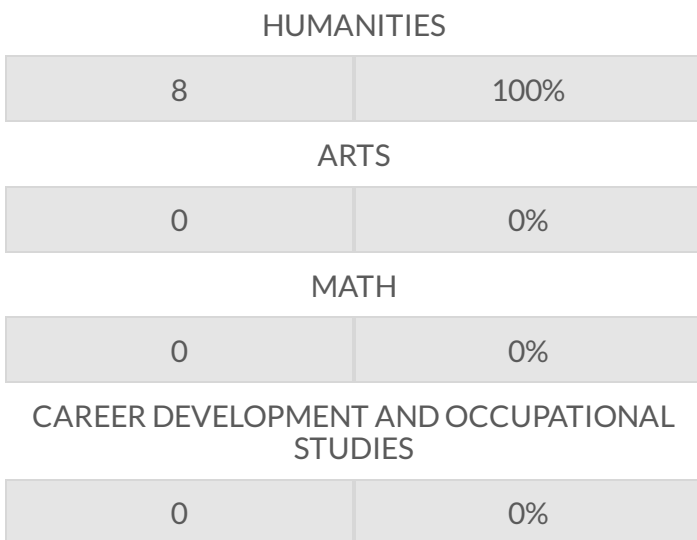
PATHWAYS FOR NON-ENGLISH LANGUAGE LEARNERS STUDENTS

TOTAL GRADUATES IN COHORT: 597



PATHWAYS FOR ENGLISH LANGUAGE LEARNERS STUDENTS

TOTAL GRADUATES IN COHORT: 8



PATHWAYS FOR NOT ECONOMICALLY DISADVANTAGED STUDENTS

TOTAL GRADUATES IN COHORT: 302

HUMANITIES		HUMANITIES ALTERNATIVE	
269	89%	0	0%
ARTS		CAREER AND TECHNICAL EDUCATION	
0	0%	4	1%
MATH		SCIENCE	
4	1%	18	6%
CAREER DEVELOPMENT AND OCCUPATIONAL STUDIES		LANGUAGES OTHER THAN ENGLISH	
7	2%	0	0%

PATHWAYS FOR ECONOMICALLY DISADVANTAGED STUDENTS

TOTAL GRADUATES IN COHORT: 303

HUMANITIES		HUMANITIES ALTERNATIVE	
275	91%	0	0%
ARTS		CAREER AND TECHNICAL EDUCATION	
0	0%	3	1%
MATH		SCIENCE	
3	1%	15	5%
CAREER DEVELOPMENT AND OCCUPATIONAL STUDIES		LANGUAGES OTHER THAN ENGLISH	
6	2%	0	0%

PATHWAYS FOR NOT MIGRANT STUDENTS

TOTAL GRADUATES IN COHORT: 602

HUMANITIES		HUMANITIES ALTERNATIVE	
541	90%	0	0%
ARTS		CAREER AND TECHNICAL EDUCATION	
0	0%	7	1%
MATH		SCIENCE	

7	1%
---	----

CAREER DEVELOPMENT AND OCCUPATIONAL STUDIES

13	2%
----	----

33	5%
----	----

LANGUAGES OTHER THAN ENGLISH

0	0%
---	----

PATHWAYS FOR MIGRANT STUDENTS

TOTAL GRADUATES IN COHORT: 3

HUMANITIES

3	100%
---	------

ARTS

0	0%
---	----

MATH

0	0%
---	----

CAREER DEVELOPMENT AND OCCUPATIONAL STUDIES

0	0%
---	----

HUMANITIES ALTERNATIVE

0	0%
---	----

CAREER AND TECHNICAL EDUCATION

0	0%
---	----

SCIENCE

0	0%
---	----

LANGUAGES OTHER THAN ENGLISH

0	0%
---	----

© COPYRIGHT NEW YORK STATE EDUCATION DEPARTMENT, ALL RIGHTS RESERVED.

THIS DOCUMENT WAS CREATED ON: APRIL 20, 2019, 3:19 PM EST