

NY STATE GRADES 3-8 ELA ASSESSMENT DATA

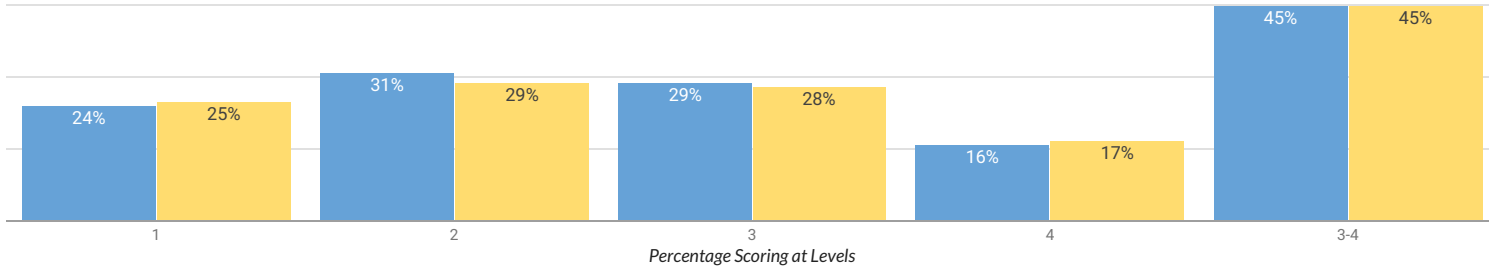
The grades 3-8 English Language Arts (ELA) and mathematics assessments measure the higher learning standards that were adopted by the State Board of Regents in 2010, which more accurately reflect students' progress toward college and career readiness. Data are available statewide and at the county, district, and school level.

Data available on this site are based on those reported by schools and districts to the State as of July 25, 2019 via the Student Information Repository System (SIRS). The New York State School Report Card 3-8 English Language Arts (ELA) and mathematics assessment data will be based on those data reported as of the final school year reporting deadline.

For more information and additional files, please view the [NYSED press release](#)

[Assessment Data - Glossary of Terms](#) | [Assessment Data - Business Rules](#)

■ NY STATE (2018) ■ NY STATE (2019)



2018

ALL STUDENTS

PROFICIENT

437,130
45%

TOTAL TESTED: 966,661

LEVEL 1

234,445 24%

LEVEL 2

295,086 31%

LEVEL 3

279,241 29%

LEVEL 4

157,889 16%

2019

ALL STUDENTS

PROFICIENT

447,858
45%

TOTAL TESTED: 987,398

LEVEL 1

251,154 25%

LEVEL 2

288,386 29%

LEVEL 3

280,068 28%

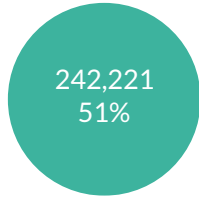
LEVEL 4

167,790 17%

BY GENDER

FEMALE

PROFICIENT

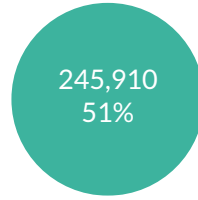


TOTAL TESTED: 471,450

LEVEL 1		LEVEL 2	
89,804	19%	139,425	30%
LEVEL 3		LEVEL 4	
148,245	31%	93,976	20%

FEMALE

PROFICIENT

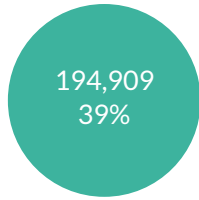


TOTAL TESTED: 481,598

LEVEL 1		LEVEL 2	
99,119	21%	136,569	28%
LEVEL 3		LEVEL 4	
148,085	31%	97,825	20%

MALE

PROFICIENT

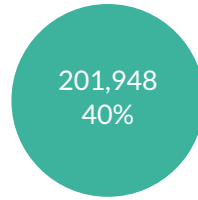


TOTAL TESTED: 495,211

LEVEL 1		LEVEL 2	
144,641	29%	155,661	31%
LEVEL 3		LEVEL 4	
130,996	26%	63,913	13%

MALE

PROFICIENT



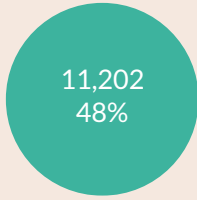
TOTAL TESTED: 505,800

LEVEL 1		LEVEL 2	
152,035	30%	151,817	30%
LEVEL 3		LEVEL 4	
131,983	26%	69,965	14%

BY ETHNICITY

MULTIRACIAL

PROFICIENT



TOTAL TESTED: 23,156

LEVEL 1



LEVEL 2



LEVEL 3

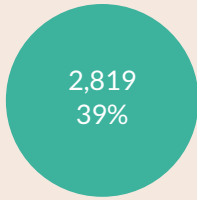


LEVEL 4



AMERICAN INDIAN OR ALASKA NATIVE

PROFICIENT



TOTAL TESTED: 7,314

LEVEL 1



LEVEL 2



LEVEL 3

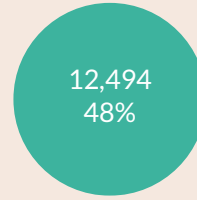


LEVEL 4




MULTIRACIAL

PROFICIENT




TOTAL TESTED: 26,179

LEVEL 1



LEVEL 2



LEVEL 3

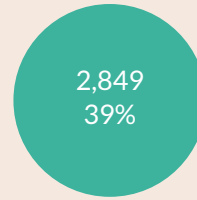


LEVEL 4



AMERICAN INDIAN OR ALASKA NATIVE

PROFICIENT



TOTAL TESTED: 7,295

LEVEL 1



LEVEL 2



LEVEL 3

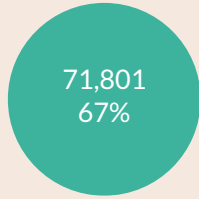


LEVEL 4



ASIAN OR NATIVE HAWAIIAN/OTHER PACIFIC ISLANDER

PROFICIENT



TOTAL TESTED: 107,652

LEVEL 1



LEVEL 2



LEVEL 3

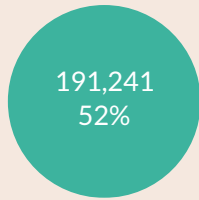


LEVEL 4




WHITE

PROFICIENT




TOTAL TESTED: 369,336

LEVEL 1



LEVEL 2



LEVEL 3

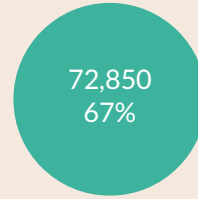


LEVEL 4



ASIAN OR NATIVE HAWAIIAN/OTHER PACIFIC ISLANDER

PROFICIENT



TOTAL TESTED: 108,509

LEVEL 1



LEVEL 2



LEVEL 3

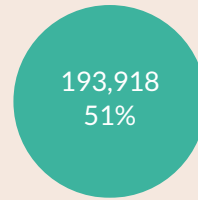


LEVEL 4



WHITE

PROFICIENT



TOTAL TESTED: 378,569

LEVEL 1



LEVEL 2



LEVEL 3

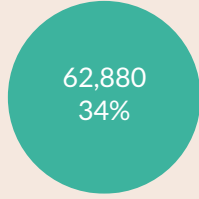


LEVEL 4



BLACK OR AFRICAN AMERICAN

PROFICIENT



TOTAL TESTED: 182,307

LEVEL 1



LEVEL 2



LEVEL 3

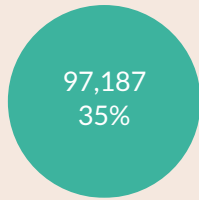


LEVEL 4



HISPANIC OR LATINO

PROFICIENT



TOTAL TESTED: 276,896

LEVEL 1



LEVEL 2



LEVEL 3

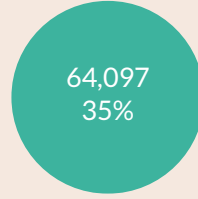


LEVEL 4



BLACK OR AFRICAN AMERICAN

PROFICIENT



TOTAL TESTED: 181,810

LEVEL 1



LEVEL 2



LEVEL 3

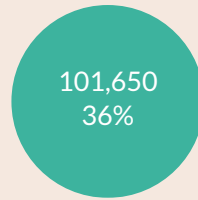


LEVEL 4



HISPANIC OR LATINO

PROFICIENT



TOTAL TESTED: 285,036

LEVEL 1



LEVEL 2



LEVEL 3



LEVEL 4



OTHER GROUPS

GENERAL-EDUCATION STUDENTS

PROFICIENT

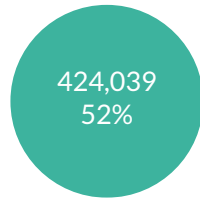


TOTAL TESTED: 800,968

LEVEL 1		LEVEL 2	
142,198	18%	244,489	31%
LEVEL 3		LEVEL 4	
260,663	33%	153,618	19%

GENERAL-EDUCATION STUDENTS

PROFICIENT

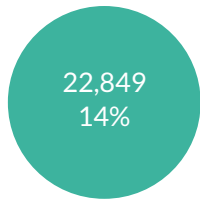


TOTAL TESTED: 816,111

LEVEL 1		LEVEL 2	
152,425	19%	239,647	29%
LEVEL 3		LEVEL 4	
261,097	32%	162,942	20%

STUDENTS WITH DISABILITIES

PROFICIENT

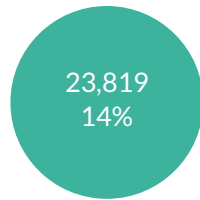


TOTAL TESTED: 165,693

LEVEL 1		LEVEL 2	
92,247	56%	50,597	31%
LEVEL 3		LEVEL 4	
18,578	11%	4,271	3%

STUDENTS WITH DISABILITIES

PROFICIENT

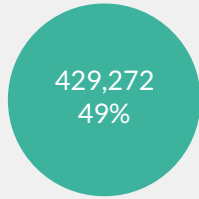


TOTAL TESTED: 171,287

LEVEL 1		LEVEL 2	
98,729	58%	48,739	28%
LEVEL 3		LEVEL 4	
18,971	11%	4,848	3%


NON-ENGLISH LANGUAGE LEARNERS

PROFICIENT



TOTAL TESTED: 881,296


LEVEL 1




LEVEL 2



LEVEL 3

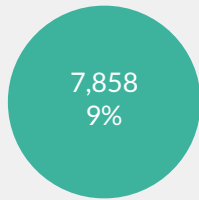


LEVEL 4



ENGLISH LANGUAGE LEARNERS

PROFICIENT



TOTAL TESTED: 85,365


LEVEL 1



LEVEL 2



LEVEL 3

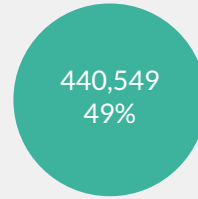


LEVEL 4



NON-ENGLISH LANGUAGE LEARNERS

PROFICIENT



TOTAL TESTED: 903,374

LEVEL 1



LEVEL 2



LEVEL 3

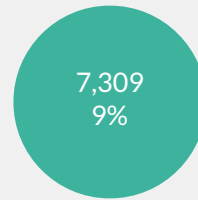


LEVEL 4



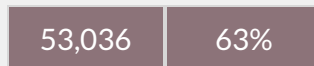
ENGLISH LANGUAGE LEARNERS

PROFICIENT




TOTAL TESTED: 84,024

LEVEL 1



LEVEL 2



LEVEL 3



LEVEL 4



NOT ECONOMICALLY DISADVANTAGED

PROFICIENT

226,403
61%

TOTAL TESTED: 373,036

LEVEL 1

47,559 | 13%

LEVEL 2

99,074 | 27%

LEVEL 3

133,861 | 36%

LEVEL 4

92,542 | 25%

ECONOMICALLY DISADVANTAGED

PROFICIENT

210,727
35%

TOTAL TESTED: 593,625

LEVEL 1

186,886 | 31%

LEVEL 2

196,012 | 33%

LEVEL 3

145,380 | 24%

LEVEL 4

65,347 | 11%

NOT ECONOMICALLY DISADVANTAGED

PROFICIENT

234,440
60%

TOTAL TESTED: 390,691

LEVEL 1

55,366 | 14%

LEVEL 2

100,885 | 26%

LEVEL 3

135,348 | 35%

LEVEL 4

99,092 | 25%

ECONOMICALLY DISADVANTAGED

PROFICIENT

213,418
36%

TOTAL TESTED: 596,707

LEVEL 1

195,788 | 33%

LEVEL 2

187,501 | 31%

LEVEL 3

144,720 | 24%

LEVEL 4

68,698 | 12%

NOT MIGRANT

PROFICIENT

437,031
45%

TOTAL TESTED: 966,011

LEVEL 1

234,083 24%

LEVEL 2

294,897 31%

LEVEL 3

279,156 29%

LEVEL 4

157,875 16%

MIGRANT

PROFICIENT

99
15%

TOTAL TESTED: 650

LEVEL 1

362 56%

LEVEL 2

189 29%

LEVEL 3

85 13%

LEVEL 4

14 2%

NOT MIGRANT

PROFICIENT

447,762
45%

TOTAL TESTED: 986,747

LEVEL 1

250,791 25%

LEVEL 2

288,194 29%

LEVEL 3

279,993 28%

LEVEL 4

167,769 17%

MIGRANT

PROFICIENT

96
15%

TOTAL TESTED: 651

LEVEL 1

363 56%

LEVEL 2

192 29%

LEVEL 3

75 12%

LEVEL 4

21 3%

NOT IN FOSTER CARE

PROFICIENT

436,983
45%

TOTAL TESTED: 965,791

LEVEL 1

234,005 24%

LEVEL 2

294,803 31%

NOT IN FOSTER CARE

PROFICIENT

447,687
45%

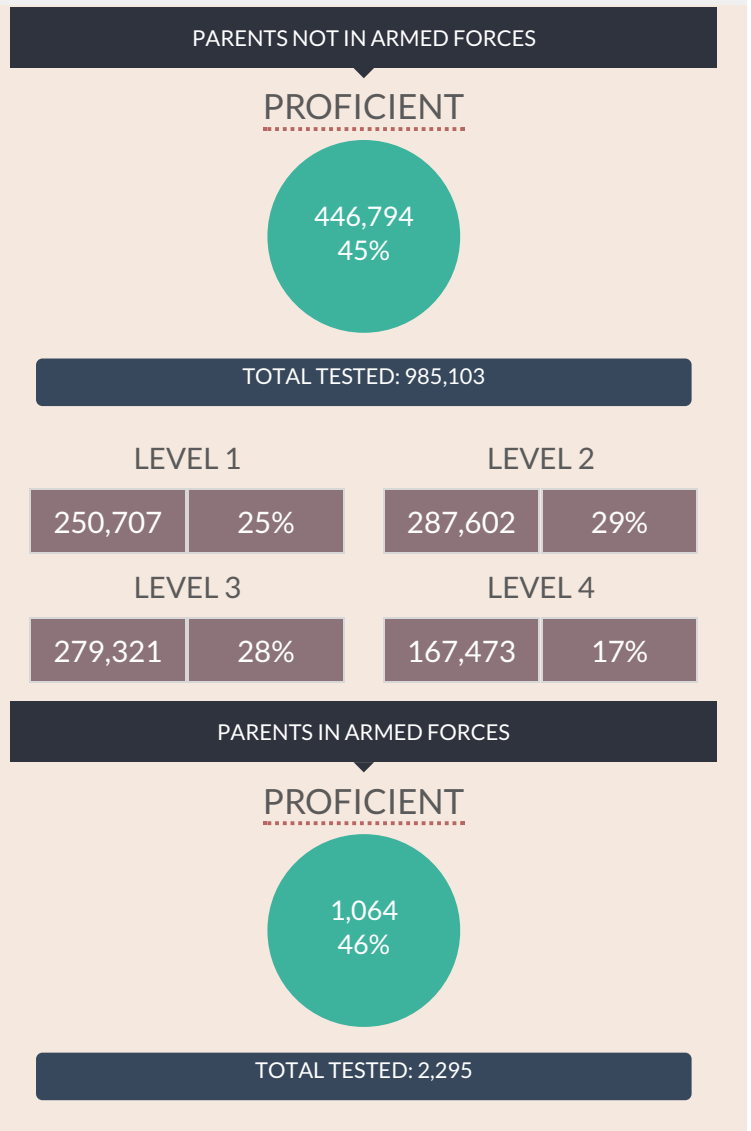
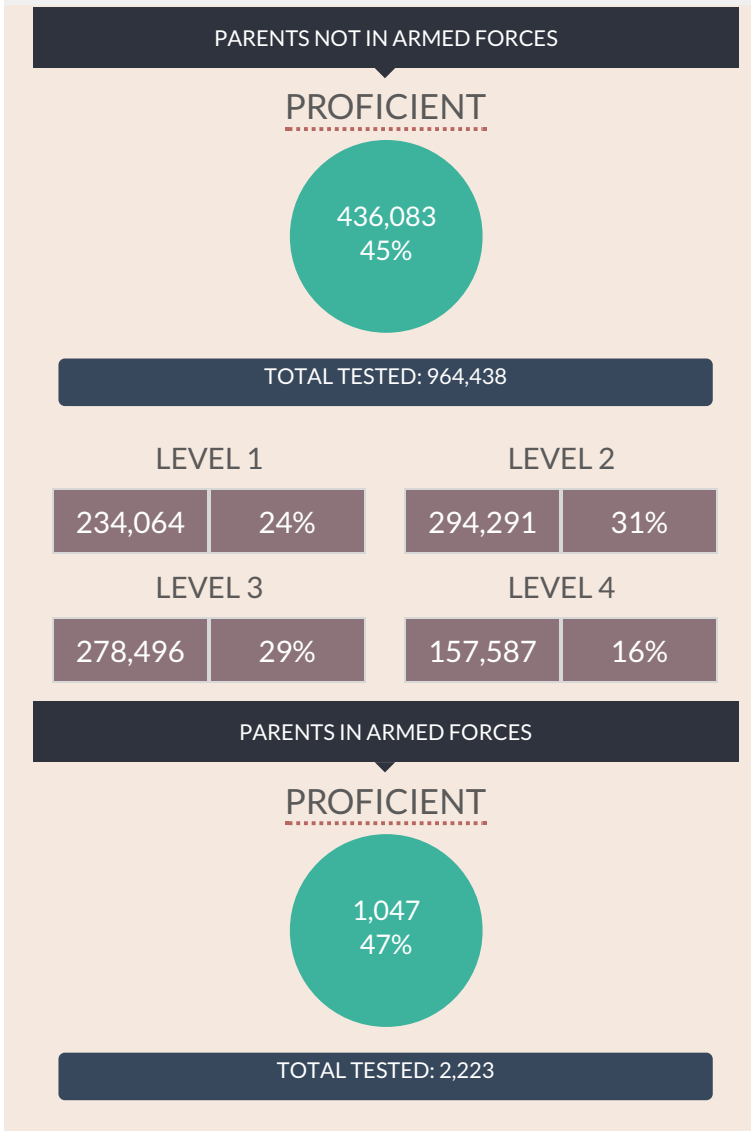
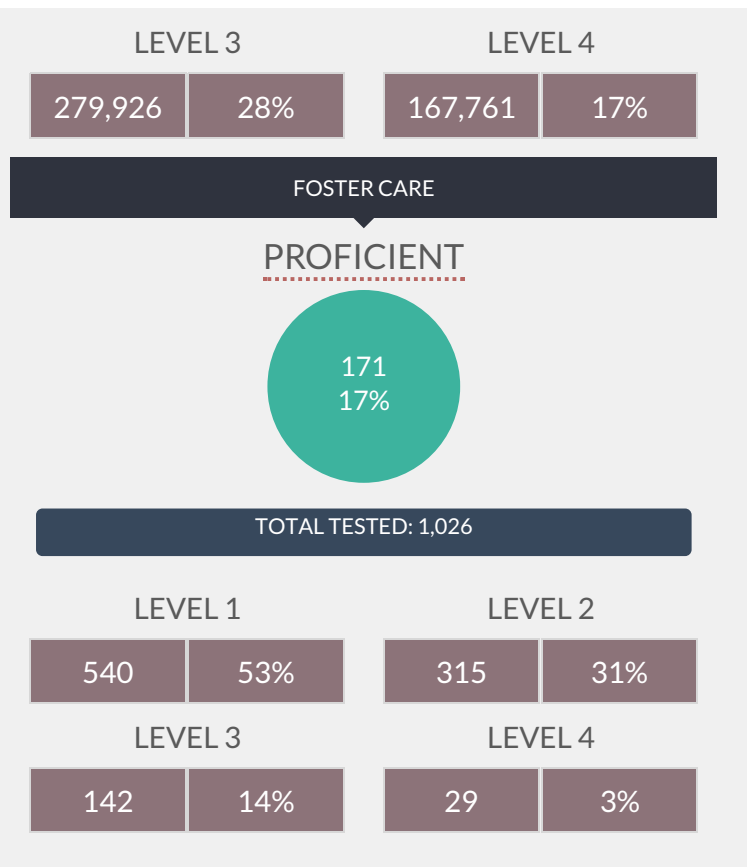
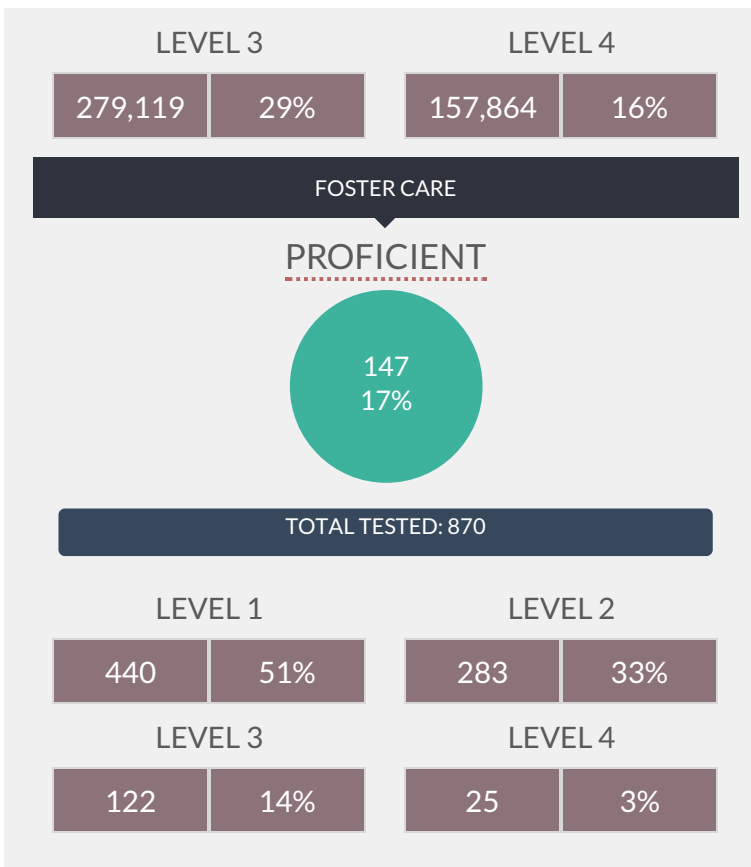
TOTAL TESTED: 986,372



LEVEL 1

250,614 25%

LEVEL 2

288,071 29%



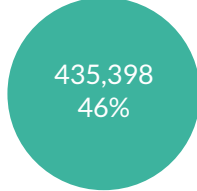


NOT HOMELESS

NOT HOMELESS

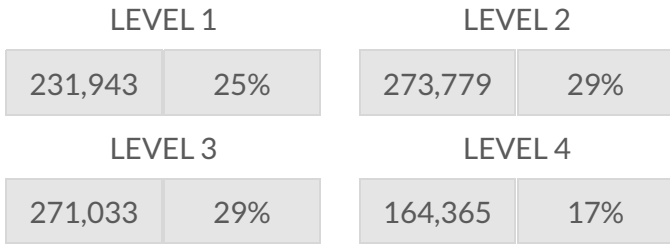
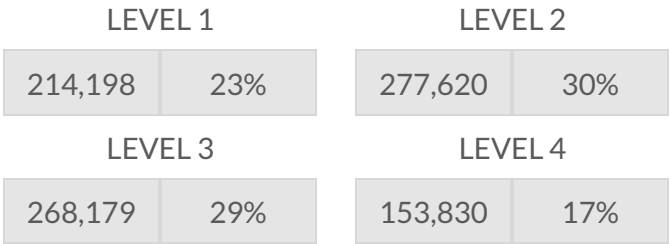
PROFICIENT

PROFICIENT



TOTAL TESTED: 913,827

TOTAL TESTED: 941,120

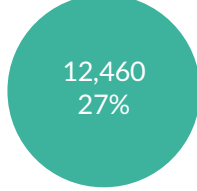
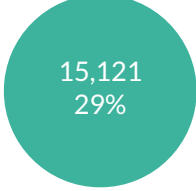


HOMELESS

HOMELESS

PROFICIENT

PROFICIENT



TOTAL TESTED: 52,834

TOTAL TESTED: 46,278

