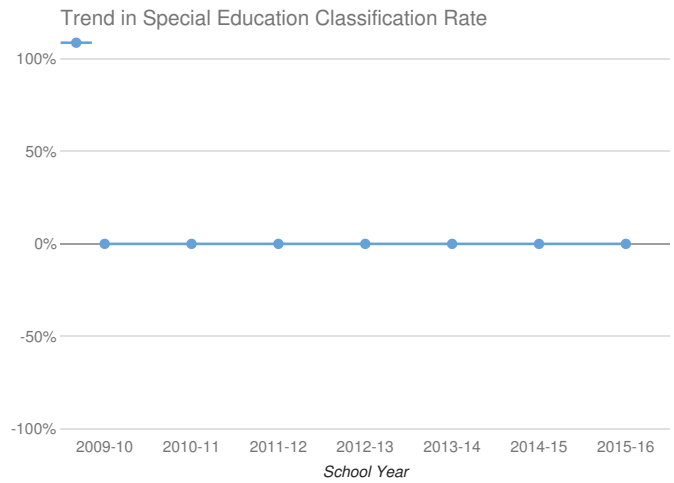
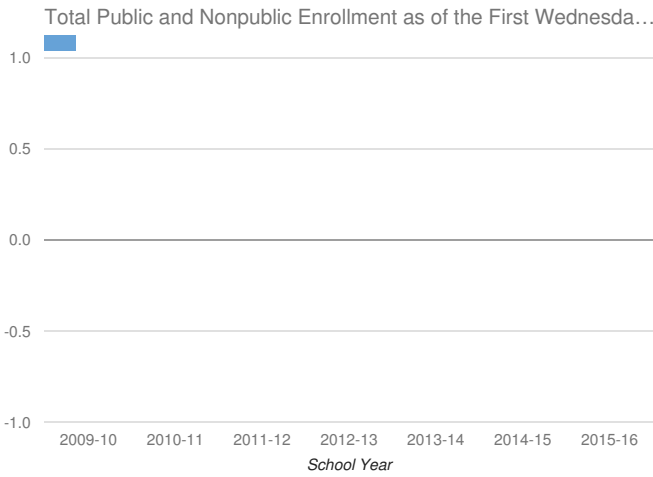


- Enrollment & Classification Rate
- Indicator 1: Graduation Rate
- Indicator 2: Drop-Out Rate
- Indicator 3: State Assessments
- Indicator 4A: Suspension Rate
- Indicator 4B: Significant Discrepancy by Race/Ethnicity in Suspension Rate
- Indicator 5: School-Age Least Restrictive Environment (LRE)
- Indicator 6: Preschool Least Restrictive Environment (LRE)
- Indicator 7: Preschool Outcomes
- Indicator 8: Parental Involvement
- Indicator 9: Disproportionality - Identification for Special Education
- Indicator 10A: Disproportionality in Specific Disability Categories
- Indicator 10B: Disproportionality in Special Education Placements
- Indicator 11: Timely Evaluations (Child Find)
- Indicator 12: Early Childhood Transition
- Indicator 13: Secondary Transition
- Indicator 14: Post-School Outcomes

## 2015-16

### Enrollment And Classification Rate



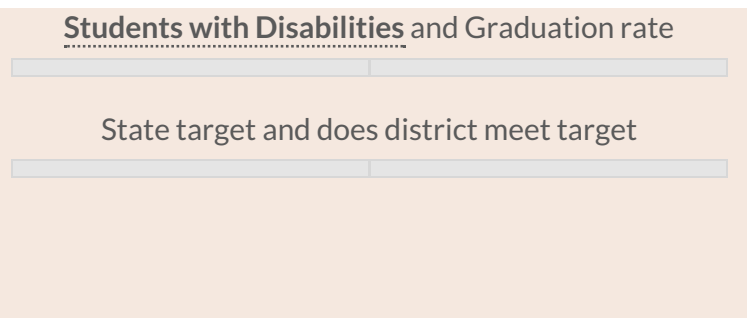
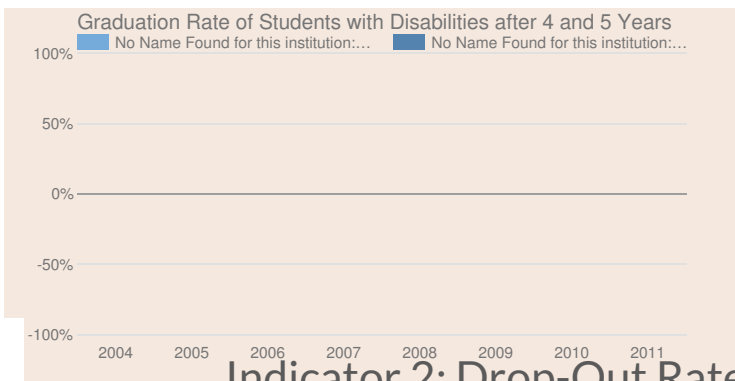
District Enrollment:

SCHOOL-AGE STUDENTS WITH DISABILITIES AND CLASSIFICATION RATE

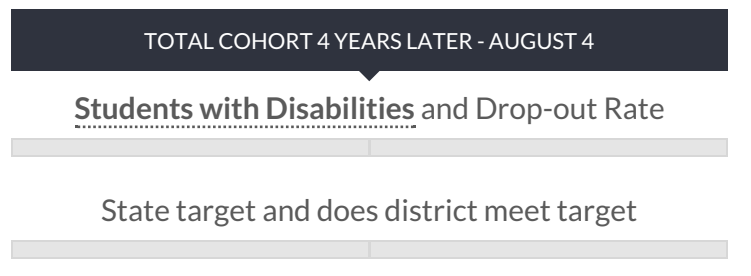
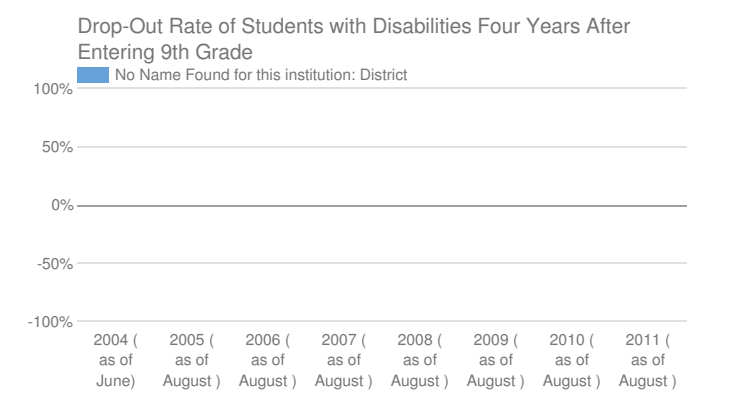
PRESCHOOL STUDENTS WITH DISABILITIES

## Indicator 1: Graduation Rate of Students with Disabilities

TOTAL COHORT - AUGUST 4



## Indicator 2: Drop-Out Rate of Students with Disabilities




TOTAL COHORT 4 YEARS LATER - AUGUST 4

## Indicator 3: State Assessments

### Participation in and Performance on State Assessments

#### GRADE 3-8 ELA

##### Students with disabilities and participation rate




State target and does district meet target




#### GRADE 3-8 MATH

##### Students with disabilities and participation rate




State target and does district meet target



#### HIGH SCHOOL ELA

##### Students with disabilities and participation rate



State target and does district meet target

-

-

HIGH SCHOOL MATH

Students with disabilities and participation rate

-

-

State target and does district meet target

-

-

Performance on State Assessments and Adequate Yearly Progress (AYP)

GRADE 3-8 ELA

Percent at or above level 3

-

0%

State target and does district meet target

-

-

GRADE 3-8 MATH

Percent at or above level 3

-

0%

State target and does district meet target

-

-

HIGH SCHOOL ELA

Percent at or above level 3

-

0%

State target and does district meet target

-

-

HIGH SCHOOL MATH

Percent at or above level 3

-

0%

State target and does district meet target

Participation in and performance on rate is suppressed if less than 40 students with disabilities are reported as enrolled for participation rate.

## Indicator 4A: Suspension Rate

Suspension Rate of Students with Disabilities after 4 and 5 Years



Students with Disabilities

SUSPENSION RATE 2015-16

Students with Disabilities Suspended Out-of-School for More than 10 Days and %

State target and does district meet target

## Indicator 4B: Significant Discrepancy by Race/Ethnicity in Suspension Rate

SUSPENSION RATE 2015-16

Did the school district have significant discrepancy?

State target for 2015-16

State target and does district meet target

No school districts will have disproportionality that is the result of inappropriate policies, practices and procedures.

## Indicator 5: School-age Least Restrictive Environment (LRE)

Total Students with Disabilities ages 6-21:

STUDENTS WITH 80% OR MORE OF THE DAY IN A GENERAL EDUCATION PROGRAM

STUDENTS WITH 40 TO 79% OF THE DAY IN A GENERAL EDUCATION PROGRAM

STUDENTS WITH LESS THAN 40% OF THE DAY IN A GENERAL EDUCATION PROGRAM

State target and does district meet target

State target and does district meet target

State target and does district meet target

STUDENTS WITH DISABILITIES IN SEPARATE SETTINGS

STUDENTS WITH DISABILITIES IN OTHER SETTINGS

State target and does district meet target

State target and does district meet target

## Indicator 6: Preschool Least Restrictive Environment (LRE)

### Total Students with Disabilities:

#### STUDENTS WITH DISABILITIES WITH MEASUREMENT A

State target and does district meet target

#### STUDENTS WITH DISABILITIES WITH MEASUREMENT B

State target and does district meet target

## Indicator 7: Preschool Outcomes

This district is not required to report for Indicator 7 for 2015-16 please see <http://www.p12.nysed.gov/sedcar/data.htm#subschedule> for the school year in which this school district will report data for this indicator.

## Indicator 8: Parental Involvement

This district is not required to report for indicator 8 for 2015-16 please see <http://www.p12.nysed.gov/sedcar/data.htm#subschedule> for the school year in which this school district will report data for this indicator.

## Indicator 9: Disproportionality - Identification for Special Education

### DISPROPORTIONATE REPRESENTATION IN SPECIAL EDUCATION?

State target and does district meet target

No school districts will have disproportionality that is the result of inappropriate policies, practices and procedures.

## Indicator 10A: Disproportionality in Specific Disability Categories

### DISPROPORTIONATE REPRESENTATION IN SPECIFIC DISABILITY CATEGORIES?

State target and does district meet target

No school districts will have disproportionality that is the result of inappropriate policies, practices and procedures.

## Indicator 10B: Disproportionality in Special Education Placements

### DISPROPORTIONATE REPRESENTATION IN PARTICULAR SETTINGS?

## State target and does district meet target

No school districts will have disproportionality that is the result of inappropriate policies, practices and procedures.

### Indicator 11: Timely Evaluations (Child Find)

This district is not required to report for indicator 11 for 2015-16 please see <http://www.p12.nysed.gov/sedcar/data.htm#subschedule> for the school year in which this school district will report data for this indicator.

### Indicator 12: Early Childhood Transition

Percent of children with IEPs who transitioned from early intervention services (Part C) to preschool special education services (Part B) and received their preschool special education services by their third birthdays consistent with State law.

This district is not required to report for Indicator 12 for 2015-16 please see <http://www.p12.nysed.gov/sedcar/data.htm#subschedule> for the school year in which this school district will report data for this indicator.

### Indicator 13: Secondary Transition

This district is not required to report for Indicator 13 for 2015-16 please see <http://www.p12.nysed.gov/sedcar/data.htm#subschedule> for the school year in which this school district will report data for this indicator.

### Indicator 14: Post-School Outcomes

This district is not required to report for Indicator 14 for 2015-16 please see <http://www.p12.nysed.gov/sedcar/data.htm#subschedule> for the school year in which this school district will report data for this indicator.

© COPYRIGHT NEW YORK STATE EDUCATION DEPARTMENT, ALL RIGHTS RESERVED.

THIS DOCUMENT WAS CREATED ON: JUNE 24, 2019, 10:08 PM EST