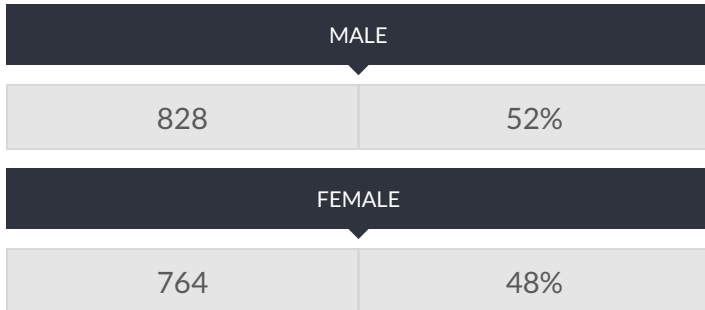


These enrollment data are collected as part of NYSED's Student Information Repository System (SIRS). These counts are as of "BEDS Day" which is typically the first Wednesday in October. Available are enrollment counts for public and charter school students by various demographics for the 2016 - 17 school year. For nonpublic school enrollment data please see the [Non-Public School Enrollment and Staff information](#) on our Information and Reporting Services webpage.

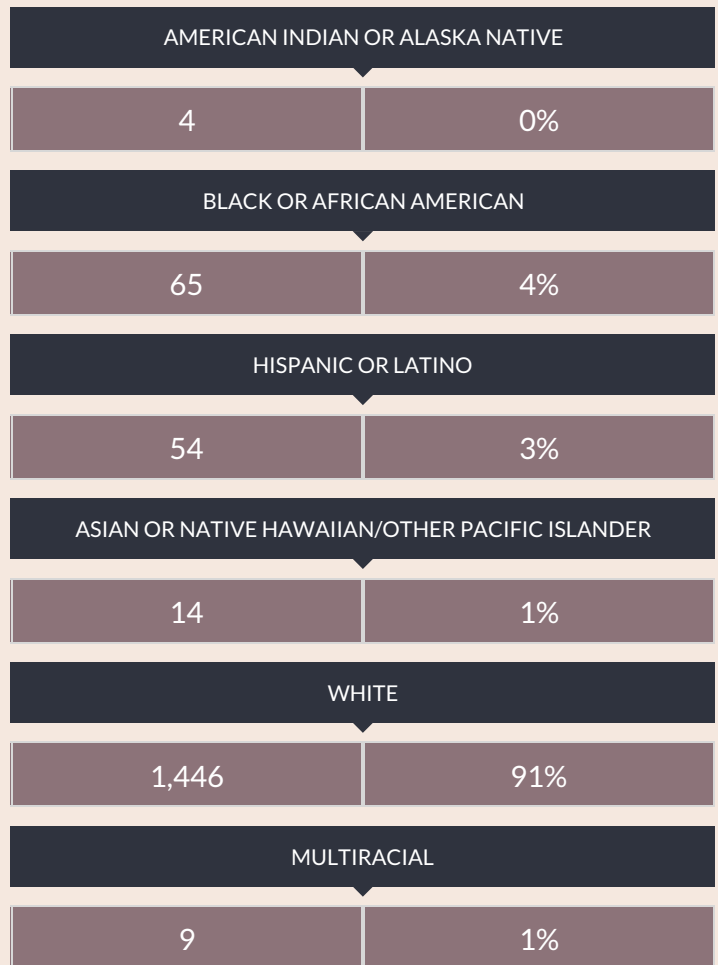
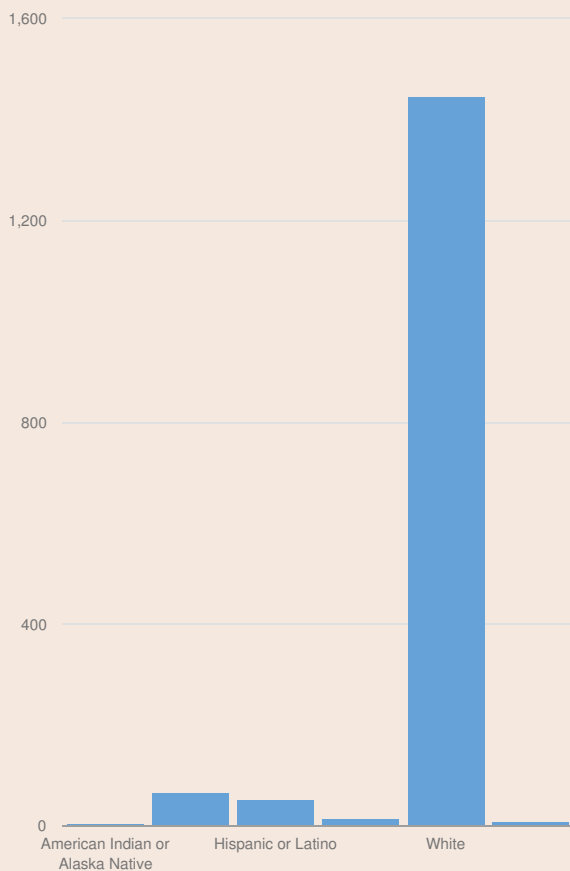
## WATERLOO CSD ENROLLMENT (2016 - 17)

K-12 Enrollment: 1,592

### ENROLLMENT BY GENDER



### ENROLLMENT BY ETHNICITY



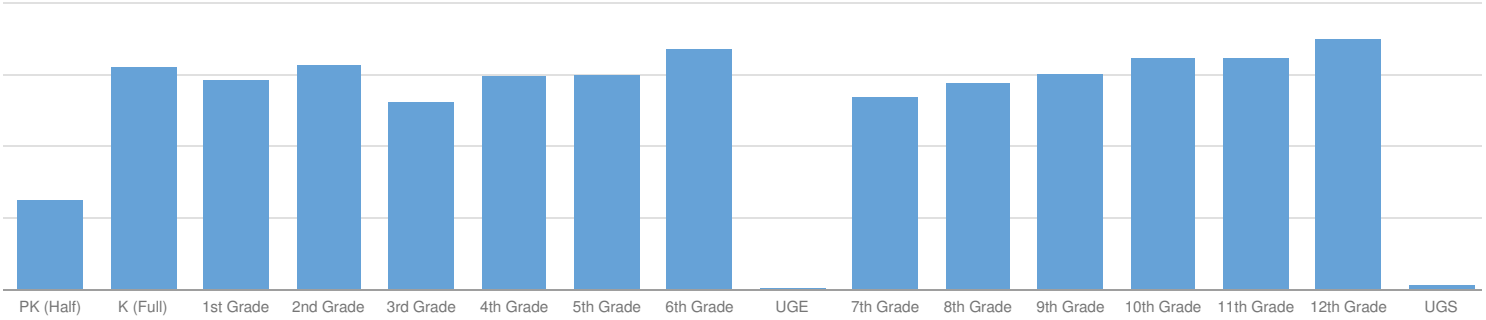
# OTHER GROUPS

ENGLISH LANGUAGE LEARNERS	
12	1%

STUDENTS WITH DISABILITIES	
235	15%

ECONOMICALLY DISADVANTAGED	
929	58%

# ENROLLMENT BY GRADE



## PRE-K (HALF DAY)

50	3%
----	----

## K (FULL DAY)

124	8%
-----	----

## 1ST GRADE

117	7%
-----	----

## 2ND GRADE

126	8%
-----	----

## 3RD GRADE

105	6%
-----	----

## 4TH GRADE

119	7%
-----	----

## 5TH GRADE

120	7%
-----	----

## 6TH GRADE

134	8%
-----	----

## UNGRADED ELEMENTARY

1	0%
---	----

## 7TH GRADE

108	7%
-----	----

## 8TH GRADE

116	7%
-----	----

## 9TH GRADE

121	7%
-----	----

## 10TH GRADE

129	8%
-----	----

## 11TH GRADE

129	8%
-----	----

## 12TH GRADE

140	9%
-----	----

## UNGRADED SECONDARY

3	0%
---	----