
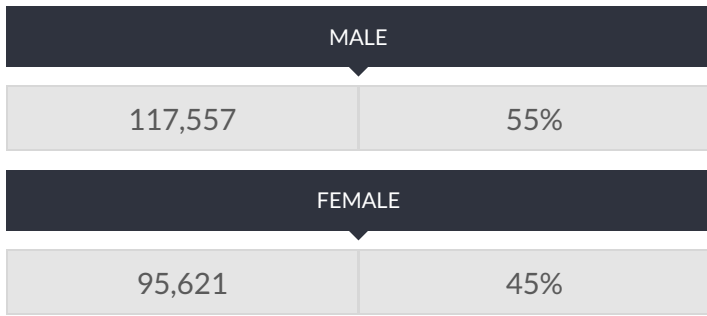
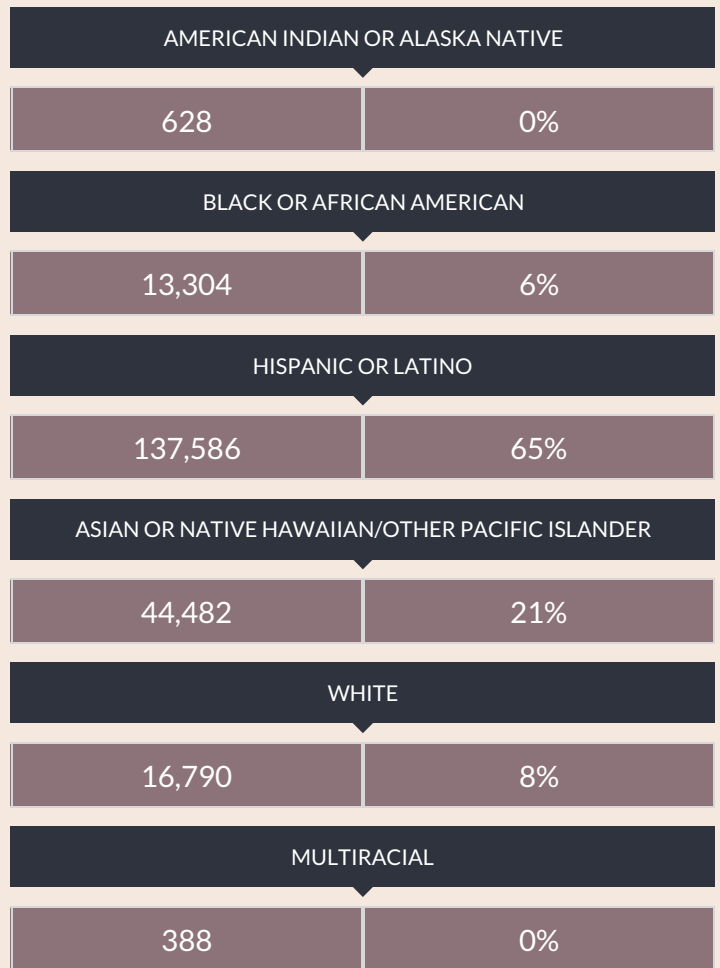


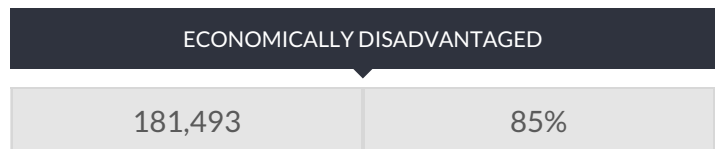
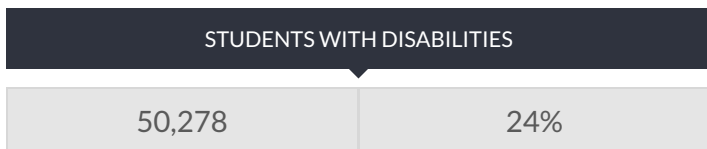
ENROLLMENT BY GENDER



ENROLLMENT BY ETHNICITY



OTHER GROUPS



ENROLLMENT BY GRADE

PRE-K (HALF DAY)	PRE-K (FULL DAY)	K (HALF DAY)	K (FULL DAY)
124 0%	94 0%	785 0%	25,467 12%
1ST GRADE	2ND GRADE	3RD GRADE	4TH GRADE
26,045 12%	21,513 10%	16,309 8%	16,596 8%
5TH GRADE	6TH GRADE	UNGRADED ELEMENTARY	7TH GRADE
13,788 6%	13,738 6%	2,926 1%	11,491 5%
8TH GRADE	9TH GRADE	10TH GRADE	11TH GRADE
11,345 5%	16,397 8%	14,256 7%	9,783 5%
12TH GRADE	UNGRADED SECONDARY		
8,859 4%	3,880 2%		

© COPYRIGHT NEW YORK STATE EDUCATION DEPARTMENT, ALL RIGHTS RESERVED.

THIS DOCUMENT WAS CREATED ON: OCTOBER 15, 2019, 2:41 PM EST