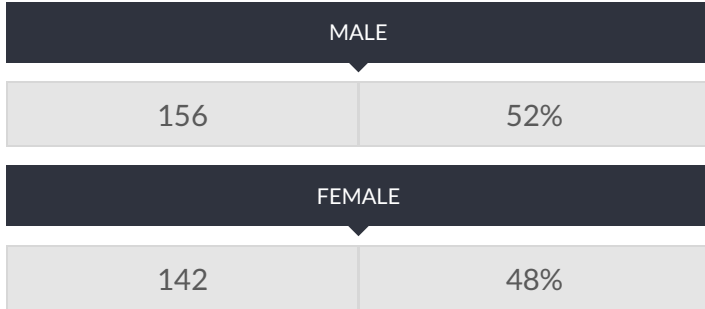


These enrollment data are collected as part of NYSED's Student Information Repository System (SIRS). These counts are as of "BEDS Day" which is typically the first Wednesday in October. Available are enrollment counts for public and charter school students by various demographics for the 2016 - 17 school year. For nonpublic school enrollment data please see the [Non-Public School Enrollment and Staff information](#) on our Information and Reporting Services webpage.

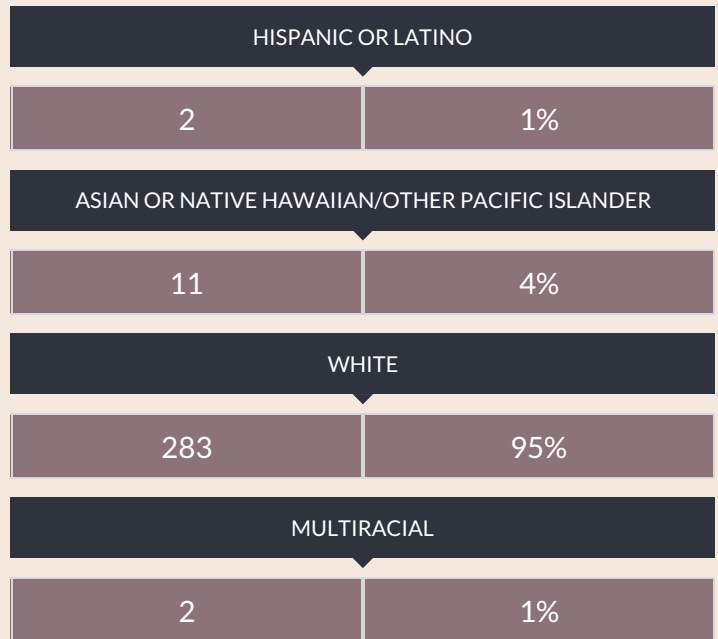
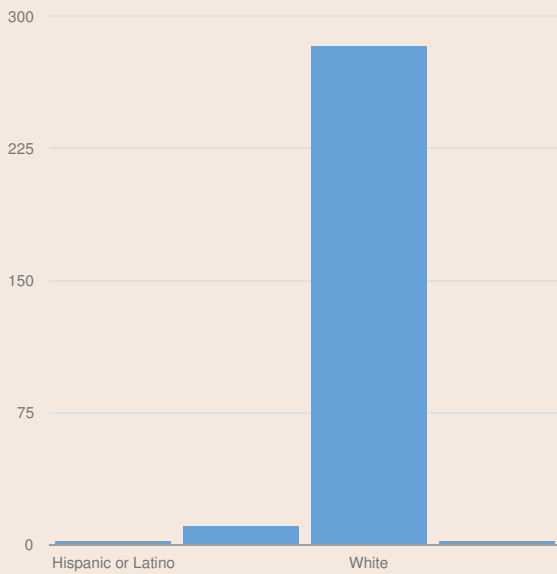
ALFRED-ALMOND JUNIOR-SENIOR HIGH SCH ENROLLMENT (2016 - 17)

K-12 Enrollment: 298

ENROLLMENT BY GENDER



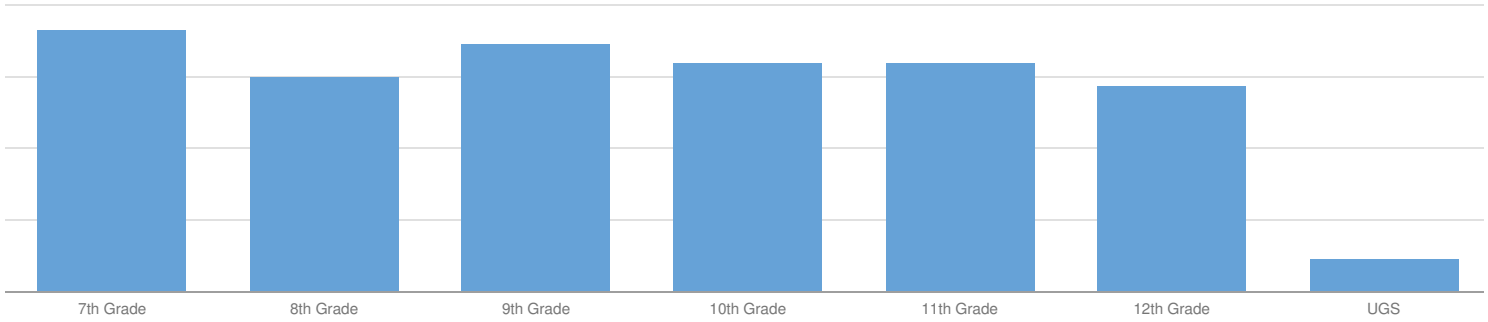
ENROLLMENT BY ETHNICITY



OTHER GROUPS

ENGLISH LANGUAGE LEARNERS		STUDENTS WITH DISABILITIES		ECONOMICALLY DISADVANTAGED	
—	—	39	13%	124	42%

ENROLLMENT BY GRADE



7TH GRADE	8TH GRADE	9TH GRADE	10TH GRADE
55 18%	45 15%	52 17%	48 16%
11TH GRADE	12TH GRADE	UNGRADED SECONDARY	
48 16%	43 14%	7 2%	

© COPYRIGHT NEW YORK STATE EDUCATION DEPARTMENT, ALL RIGHTS RESERVED.

THIS DOCUMENT WAS CREATED ON: OCTOBER 18, 2019, 7:30 PM EST