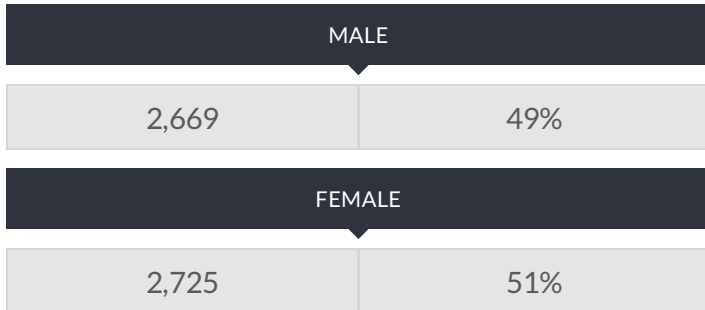


These enrollment data are collected as part of NYSED's Student Information Repository System (SIRS). These counts are as of "BEDS Day" which is typically the first Wednesday in October. Available are enrollment counts for public and charter school students by various demographics for the 2015 - 16 school year. For nonpublic school enrollment data please see the [Non-Public School Enrollment and Staff information](#) on our Information and Reporting Services webpage.

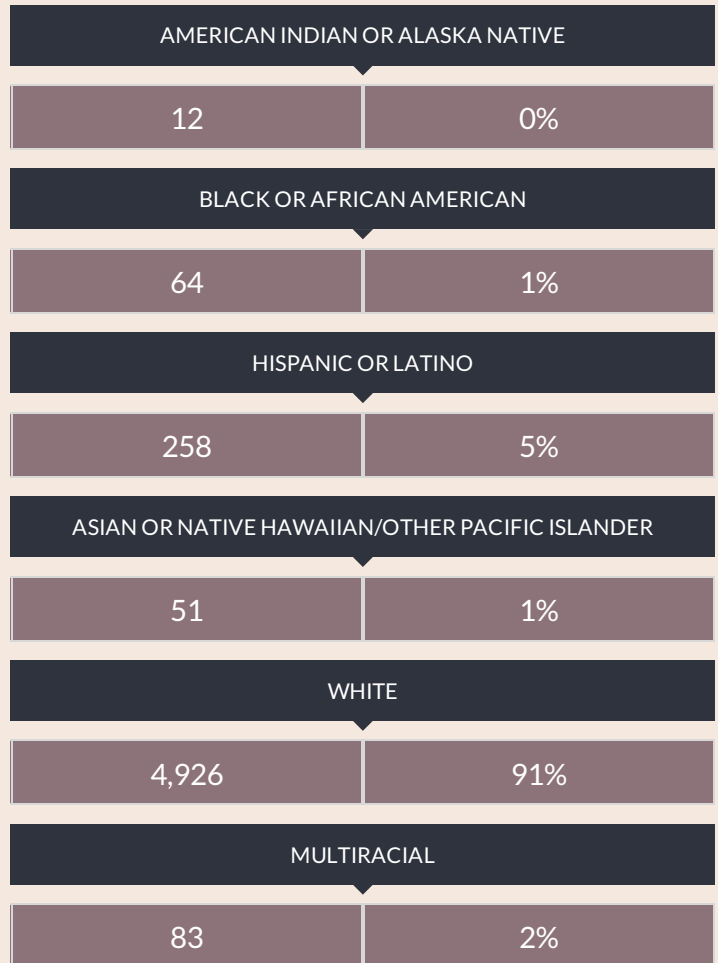
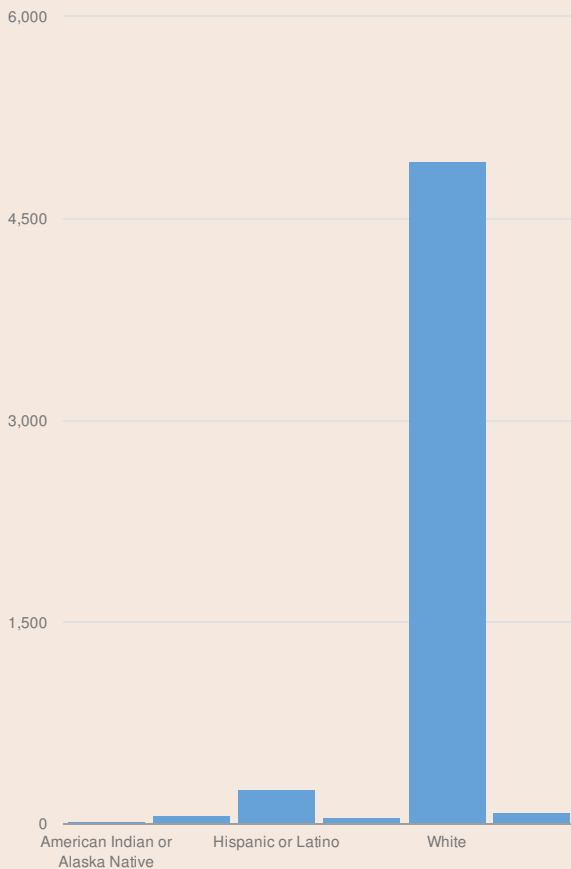
DELAWARE COUNTY PUBLIC SCHOOL ENROLLMENT (2015 - 16)

K-12 Enrollment: 5,394

ENROLLMENT BY GENDER



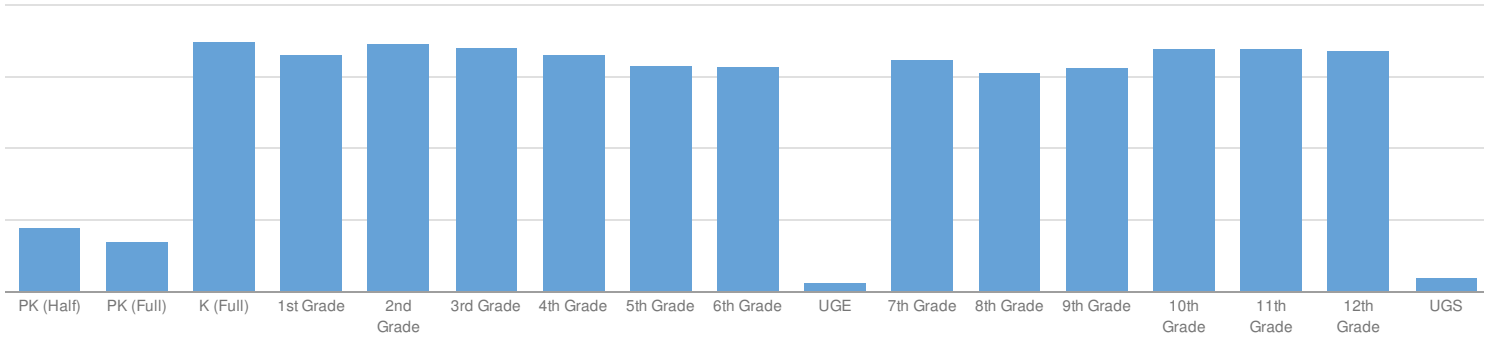
ENROLLMENT BY ETHNICITY



OTHER GROUPS

ENGLISH LANGUAGE LEARNERS		STUDENTS WITH DISABILITIES		ECONOMICALLY DISADVANTAGED	
41	1%	821	15%	2,980	55%

ENROLLMENT BY GRADE



PRE-K (HALF DAY)	PRE-K (FULL DAY)	K (FULL DAY)	1ST GRADE
111 2%	87 2%	436 8%	413 7%
2ND GRADE	3RD GRADE	4TH GRADE	5TH GRADE
432 8%	426 8%	413 7%	396 7%
6TH GRADE	UNGRADED ELEMENTARY	7TH GRADE	8TH GRADE
393 7%	16 0%	404 7%	382 7%
9TH GRADE	10TH GRADE	11TH GRADE	12TH GRADE
391 7%	423 8%	425 8%	420 8%
UNGRADED SECONDARY			
24 0%			