
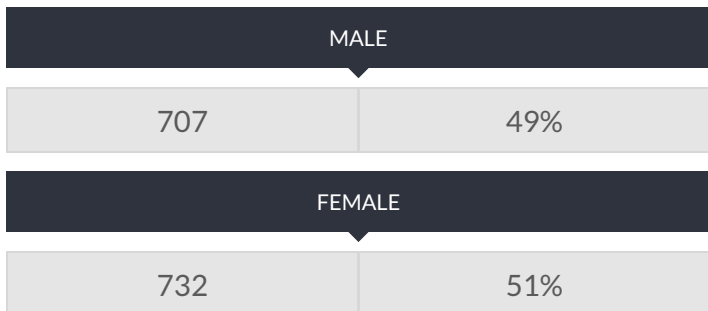


These enrollment data are collected as part of NYSED's Student Information Repository System (SIRS). These counts are as of "BEDS Day" which is typically the first Wednesday in October. Available are enrollment counts for public and charter school students by various demographics for the 2017 - 18 school year. For nonpublic school enrollment data please see the [Non-Public School Enrollment and Staff information](#) on our Information and Reporting Services webpage.

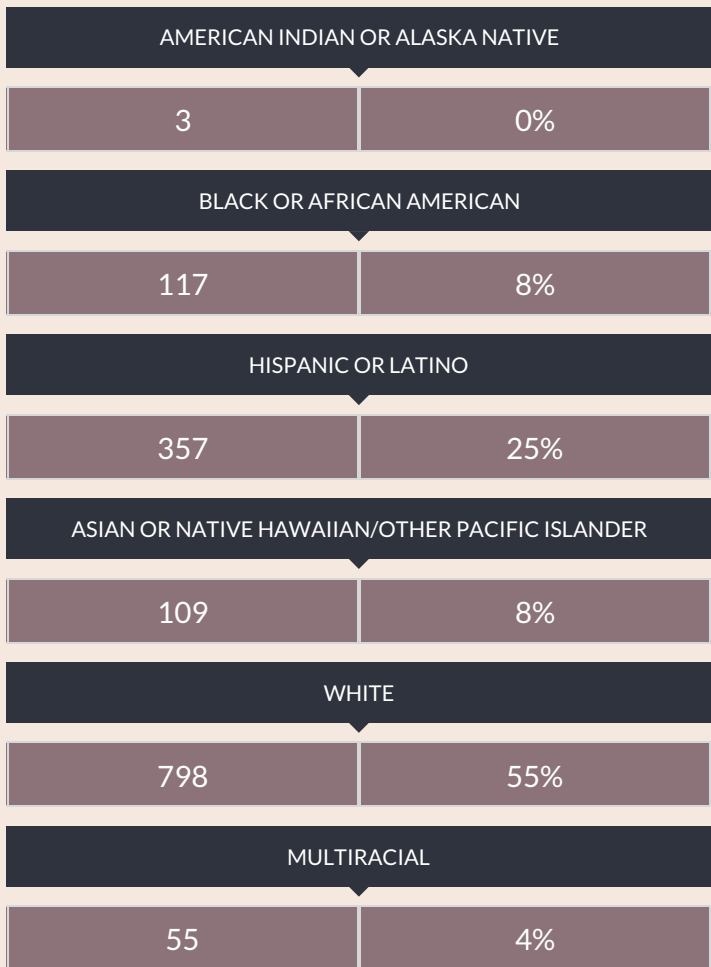
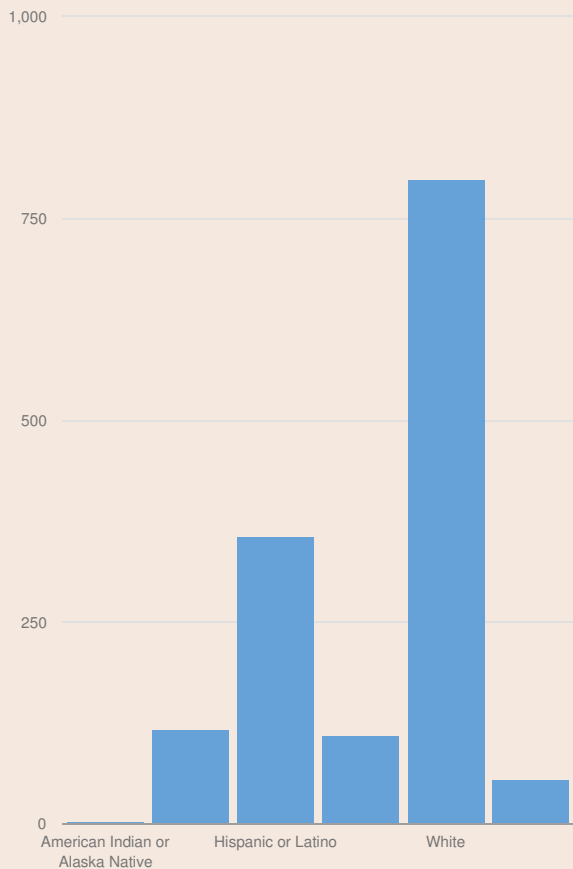
VALHALLA UFSD ENROLLMENT (2017 - 18)

K-12 Enrollment: 1,439

ENROLLMENT BY GENDER



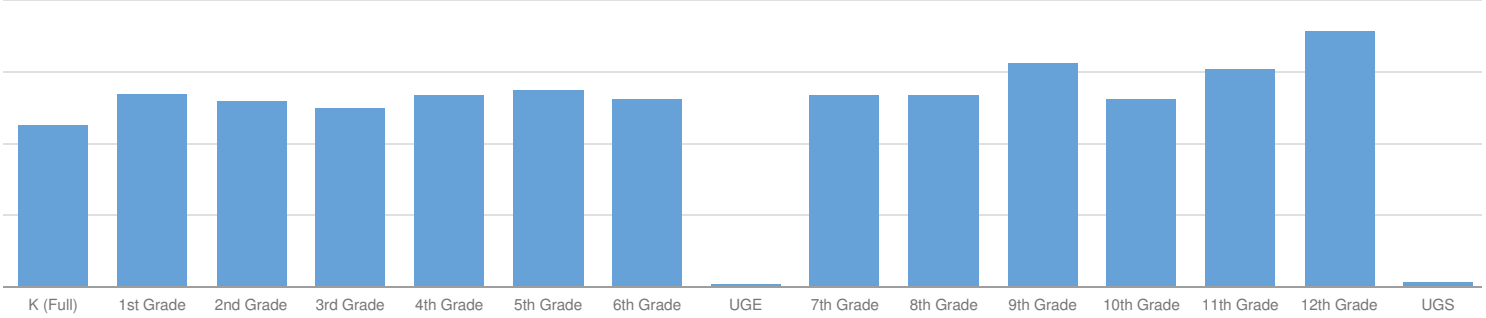
ENROLLMENT BY ETHNICITY



OTHER GROUPS

ENGLISH LANGUAGE LEARNERS		STUDENTS WITH DISABILITIES		ECONOMICALLY DISADVANTAGED			
60	4%	179	12%	276	19%		
MIGRANT		HOMELESS		FOSTER CARE		PARENT IN ARMED FORCES	
—	—	7	0%	—	—	—	—

ENROLLMENT BY GRADE



K (FULL DAY)		1ST GRADE		2ND GRADE		3RD GRADE	
91	6%	108	8%	104	7%	100	7%
4TH GRADE		5TH GRADE		6TH GRADE		UNGRADED ELEMENTARY	
107	7%	110	8%	105	7%	2	0%
7TH GRADE		8TH GRADE		9TH GRADE		10TH GRADE	
107	7%	107	7%	125	9%	105	7%
11TH GRADE		12TH GRADE		UNGRADED SECONDARY			
122	8%	143	10%	3	0%		