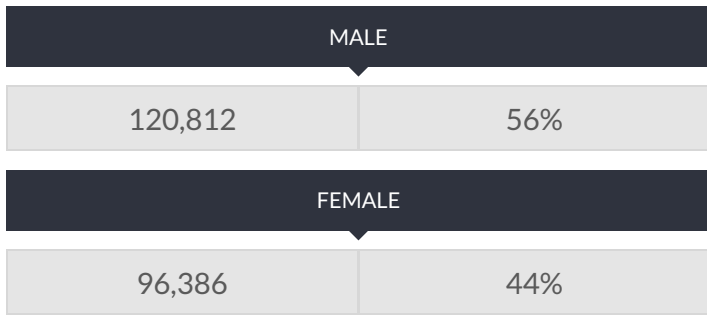
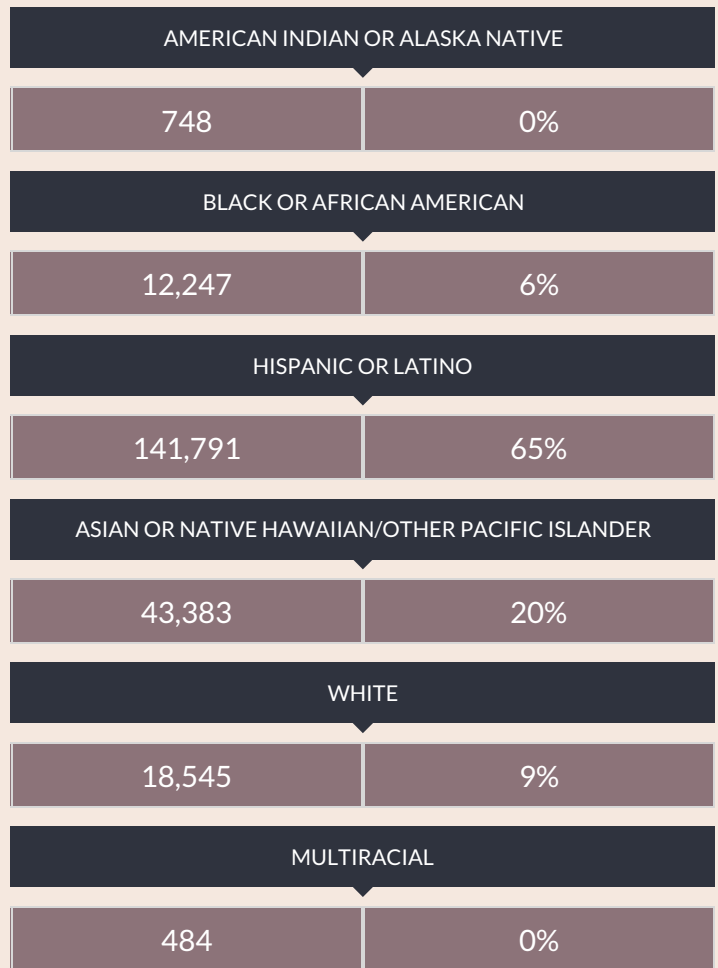


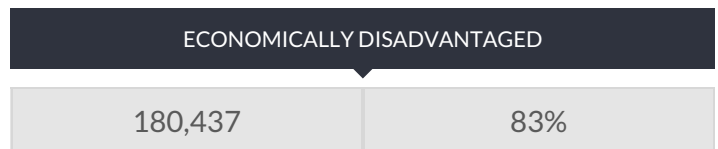
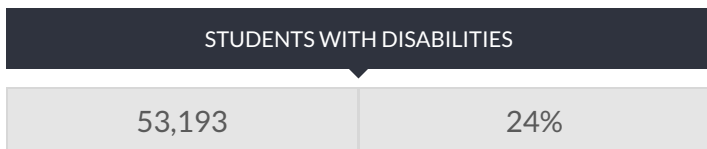
ENROLLMENT BY GENDER



ENROLLMENT BY ETHNICITY



OTHER GROUPS



ENROLLMENT BY GRADE

PRE-K (HALF DAY)	PRE-K (FULL DAY)	K (HALF DAY)	K (FULL DAY)
491 0%	325 0%	379 0%	26,450 12%
1ST GRADE	2ND GRADE	3RD GRADE	4TH GRADE
28,070 13%	22,842 11%	18,137 8%	16,483 8%
5TH GRADE	6TH GRADE	UNGRADED ELEMENTARY	7TH GRADE
13,506 6%	13,417 6%	2,875 1%	12,061 6%
8TH GRADE	9TH GRADE	10TH GRADE	11TH GRADE
11,801 5%	16,407 8%	14,977 7%	9,713 4%
12TH GRADE	UNGRADED SECONDARY		
6,450 3%	3,630 2%		

© COPYRIGHT NEW YORK STATE EDUCATION DEPARTMENT, ALL RIGHTS RESERVED.

THIS DOCUMENT WAS CREATED ON: OCTOBER 20, 2019, 3:11 PM EST